



**STATEMENT OF METHODOLOGY AND CHARGES FOR CONNECTION TO SP  
DISTRIBUTION LTD AND SP MANWEB PLC'S ELECTRICITY DISTRIBUTION SYSTEMS**

## Contents

<b>Important Note.....</b>	<b>5</b>
<b>Section 1 – General Information .....</b>	<b>6</b>
Competition in Connections .....	7
Contractual Framework.....	7
Structure of this document and Further Information .....	9
Disputes .....	9
<b>Section 2 – Applying for a connection where we undertake all of the relevant work.....</b>	<b>11</b>
Persons entitled to apply for a connection .....	11
Procedure for getting a connection .....	11
Information Required .....	11
Budget Estimates .....	12
Feasibility Studies .....	12
Connection Offers - How is your formal application handled?.....	12
Cost Breakdown.....	13
Interactive Connection Applications.....	13
Transitional arrangements.....	15
Small Scale Embedded Generation.....	15
Embedded Networks.....	15
<b>Section 3 – Applying for a connection where an ICP undertakes the Contestable Work .....</b>	<b>16</b>
Introduction .....	16
Procedure for getting a connection .....	16
<a href="http://www.spenergynetworks.com/NetworkConnections/competition.asp">http://www.spenergynetworks.com/NetworkConnections/competition.asp</a> .....	17
Information Required .....	17
Budget Estimates .....	18
Feasibility Studies .....	18
POC Offers - How is your formal application handled?.....	18
Cost Breakdown.....	19
Interactive Connection Applications.....	20
Transitional arrangements.....	20
<b>Section 4 – Information Specific to Us.....</b>	<b>21</b>
Connection Offer and POC Offer Validity Periods.....	21
<b>Section 5 – Common Connection Charging Methodology.....</b>	<b>22</b>
Minimum Scheme.....	22
Cost Allocation.....	23
Costs to be paid in full by you .....	23
Costs to be apportioned between you and us.....	23
Recovery of costs for previous works.....	25
Costs to be paid in full by us .....	26
Recovered Equipment and Deferral of Asset Replacement.....	27

Rebates.....	27
Speculative Developments.....	27
Connection Alterations.....	27
National Grid Electricity Transmission (NGET) Charges to us.....	27
Land Rights.....	28
Unmetered Supplies.....	28
Capacity Ramping for LDNOs.....	28
Disconnection and De-Energisation.....	29
Adoption Payments .....	29
Competition in Connection.....	29
Worked Examples Illustrating the Application of the Connection Charging Methodology.....	30
<b>Section 6 – Our Specific Connection Charging Methodology.....</b>	<b>61</b>
Introduction.....	61
Payment Terms.....	61
Connection Offer and POC Offer Terms and Conditions .....	61
Margin included in Connection Offers.....	61
Land Rights.....	62
Non-Contestable Work.....	62
Inspection and Monitoring.....	62
Factors influencing Competition in Connection (CIC) Charges.....	63
Contestable Work.....	63
Contestable Reinforcement and Diversionary Work.....	64
Table of Contestable/Non-Contestable Work.....	64
Inspection and Monitoring Regime.....	65
Performance and Movement between Auditing Levels .....	66
Interconnected Distribution System Design (SP Manweb only).....	67
<b>Section 7 – Connection Charging Statement.....</b>	<b>71</b>
Introduction.....	71
Quotation Accuracy Scheme .....	72
A    Budget Estimates .....	74
B    Feasibility Studies .....	76
C    Assessment and Design for all relevant work .....	78
D    CIC Assessment and Design of the Non-Contestable Work.....	80
E    CIC Design Approval of the Contestable Work .....	82
F    Construction .....	84
G    CIC Final Works and Phased Energisation.....	100
H    CIC Inspection and Monitoring of the Contestable Works .....	101
I    Land Rights.....	102
J    Other.....	103
<b>Section 8 – Glossary of Terms.....</b>	<b>105</b>



## **Important Note**

This document consists of a Connection Charging Methodology that has been approved by the Gas and Electricity Markets Authority ('the Authority') and a Connection Charging Statement, the form of which has been approved by the Authority. This document also provides other information to explain the options available for obtaining a connection and the processes that need to be followed.

The Connection Charging Statement provides the basis of charges for the provision of a connection whilst the Connection Charging Methodology describes the methodology under which Customers will be charged for a connection to each Distribution System belonging to respectively, SP Distribution Ltd and SP Manweb Plc, each being 'the Company', and together 'the Companies.' We are a Licensed Distribution Network Operator (LDNO).

This document has been prepared by us in accordance with the requirements of our Licence issued under the Electricity Act 1989 (as amended)('the Act').

A fee of £10 (plus VAT) will be payable at the Company's discretion for each hard copy of this document which is provided in accordance with a request. An electronic copy of this document is available free of charge from the Company's website at:

<http://www.scottishpower.com/ConnectionsUseMetering.htm>

## Section 1 – General Information

- 1.1 We are SP Distribution Ltd and SP Manweb Plc (collectively branded as SP Energy Networks), the LDNOs serving South and Central Scotland and Merseyside, Cheshire and North Wales respectively. We distribute electricity to a range of customers comprising domestic, commercial and industrial, from a combined Distribution System of 65,000 km of underground cables and 47,000 km of overhead lines. In Scotland our Distribution System voltages range from 33kV downwards, whilst in England and Wales they range from 132kV downwards. Some of the LDNOs have Distribution Service Areas which are shown on the map below.



- 1.2 Whilst some LDNOs do not have a Distribution Services Area, they may also be able to provide connections to customers within Great Britain.

- 1.3 The provision of a connection to our Distribution System may be undertaken by ourselves, our agents or associated companies. Alternatively, certain activities may be undertaken by an Independent Connections Provider (ICP).
- 1.4 This document describes the Connection Charging Methodology under which Customers will be charged for connection and provides details of illustrative costs; it also describes how you can obtain a new or altered connection to our Distribution System.
- 1.5 We will review this document in accordance with our Licence obligations at least once a year to ensure that the information continues to be accurate in all respects. Costs shown in the Connection Charging Statement are current at the time of publication and are subject to change without notice except as otherwise provided.
- 1.6 Certain words in this document are capitalised, e.g. Distribution System. These words have a specific meaning which is set out in the Glossary of Terms. The words “you”, “your” and “yourself” refer to the Customer, the person requesting a connection, his company or agent and “we”, “us”, “our” and “ourselves” refer to SP Distribution Ltd or SP Manweb Plc (depending on the Distribution Service Area in which your connection is required) or our agents.

### **Competition in Connections**

- 1.7 Competition in Connections (CIC) is the term attributed to the opening up of the market for the design, procurement and installation of new assets necessary to accommodate a new or modified electricity connection. You have the option to have some of the connections work, referred to as Contestable Work, carried out by an ICP who must be accredited with Lloyds Register unless otherwise agreed with us.
- 1.8 Section 6 of this document contains details of the elements of work which are Contestable and Non-Contestable, and the arrangements which apply if you choose to appoint an ICP to carry out Contestable Work.
- 1.9 The Non-Contestable Work can only be carried out by us or our appointed agents.
- 1.10 If you wish to appoint an ICP to carry out Contestable Work you may do so, and if you want us to adopt the Contestable Work after completion we will require you and/or your ICP to enter into an Adoption Agreement.
- 1.11 Further information outlining the process and options available is given in Section 3 of this document.

### **Contractual Framework**

- 1.12 Depending on the size and type of the connection and whether you wish ourselves, or an ICP, to undertake any Contestable Work you will need to enter into a set of contractual arrangements. Unless you are an LDNO, you will also need to appoint a Supplier who must also be a party to various industry agreements and codes. These are outlined below:-

#### **Offer to connect the Premises and to construct the connection (Connection Offer)**

- 1.13 The offer that we make to you to carry out the connection works (both Non-Contestable and Contestable Work) to our Distribution System which will, if accepted by you, create a legally binding contract between you and us. Its terms will depend, amongst other things, on the complexity and value of the work to be carried out.

#### **Offer to undertake Non-Contestable Work only (POC Offer)**

- 1.14 The offer that we make to you to carry out the Non-Contestable Work only to allow connection to our Distribution System which will, if accepted by you, create a legally binding contract between you and us. Its terms will depend, amongst other things, on the complexity and value of the work to be carried out.

### **Adoption Agreement**

- 1.15 The Adoption Agreement is an agreement for us to adopt the Contestable Work, subject to the satisfaction of certain conditions. This agreement, amongst other things, addresses a number of fundamental principles:

- The transfer of title from the asset owner (normally the Customer or the ICP) to us;
- The quality and safety of the adopted asset;
- Any required sureties;
- The transfer of Land Rights;
- The procedure for us to Energise the assets installed by the ICP during the works;
- The payment of any residual Connection Charges or fees;
- Planning permissions and compliance with street works legislation; and
- Defect correction processes, where applicable.

The parties to the Adoption Agreement may vary depending on the circumstances and may be between:-

- us and you
- us and your appointed ICP
- us, you and your appointed ICP

### Connection Agreement

- 1.16 The owner/ occupier of the Premises to which the connection is to be provided will be required to enter into a Connection Agreement with us. The Connection Agreement will set out the terms upon which they will be, and remain, connected to our Distribution System. The Connection Agreement will normally be provided on our behalf by the owner/occupier's chosen Supplier for the Premises as part of their application for a supply of electricity.
- 1.17 However, in some cases for larger connections, or where non-standard conditions exist, we will provide a site-specific Connection Agreement, which replaces any Connection Agreement put in place via the Supplier, as part of the connection process. This particular Connection Agreement will only take effect upon completion of the connection and will set out, in more detail, our rights and obligations to one another. Additionally, it may contain the technical detail of the installation being connected to the Distribution System and will require the owner/occupier of the Premises to comply with the provisions of the Distribution Code.
- 1.18 The Distribution Code covers, amongst other matters, all material technical aspects relating to:
- connection to, and the operation and use of a LDNO's Distribution System; and
  - the operation of electrical lines and electrical plant or apparatus connected to an LDNO's Distribution System.

A copy of the Distribution Code can be downloaded from the Distribution Code website at [www.dcode.org.uk](http://www.dcode.org.uk).

### Appointment of a Supplier

- 1.19 It is your responsibility to make arrangements with a Supplier of your choice. You, or your Supplier, must also arrange for the installation of metering equipment appropriate to the connection that is being provided for you. The metering must be installed before a supply of electricity can be provided. In order to obtain a supply of electricity, you will need a Supply Number (also known as a Meter Point Administration Number or 'MPAN') for each connection. We will issue the MPAN shortly before installing the connection, but only upon receipt of the full postal address of the Premises.

**Please note that we are unable to give advice on a choice of Supplier.**

The link below will take you to the Consumer Focus website where you will find a list of Suppliers.

[www.consumerfocus.org.uk](http://www.consumerfocus.org.uk)

- 1.20 Energisation will not take place unless the appropriate metering, where this is required, has been installed.
- 1.21 Your Supplier will be a party to a number of industry codes and agreements which, will allow it to use the GB Transmission System, our Distribution System and also allow it to purchase and trade energy on behalf of its customers.

## Structure of this document and Further Information

- 1.22 The document is divided into a number of Sections.
- 1.23 Section 2 outlines the high level process for applying for a connection where we undertake all the relevant works and provides the relevant contact details.
- 1.24 Section 3 outlines the high level process for applying for a connection where an ICP undertakes the Contestable Work and provides the relevant contact details.
- 1.25 Section 4 provides further information specific to us regarding obtaining a connection.
- 1.26 Section 5 details the Common Connection Charging Methodology which sets out how Connection Charges are to be calculated and includes examples of how the methodology would be applied in particular circumstances.
- 1.27 Section 6 details our Specific Connection Charging Methodology which includes additional aspects of our charging methodology that are not included in Section 5.
- 1.28 Section 7 contains the Connection Charging Statement which enables reasonable estimates of the charges liable for connection to be made.
- 1.29 Section 8 provides a glossary of terms used throughout the document.
- 1.30 For further information about this document (or if you need advice about getting a connection), please contact: -

The Distribution Policy Team  
Regulation & Commercial  
SP Energy Networks  
Dove Wynd  
Strathclyde Business Park  
Bellshill  
ML4 3FF  
Email: [commercial@sppowersystems.com](mailto:commercial@sppowersystems.com)  
Tel. No. 01698 41300  
Fax No. 01698 413056

## Disputes

- 1.31 If you are not satisfied with the terms we have offered, or with our handling of your application, please contact the Customer Contact Team:  
In writing:-

### **SP Distribution Ltd**

SP Network Connections  
Customer Connections  
55 Fullerton Drive  
Cambuslang  
Glasgow  
G32 8FA

### **SP Manweb Plc**

SP Network Connections  
Customer Connections  
PO Box 290  
Lister Drive  
Liverpool  
L13 7HJ

By telephone:- 0845 273 4444

By Email:- [customer.care@sppowersystems.com](mailto:customer.care@sppowersystems.com)

- 1.32 If you are still not satisfied with our actions and you have followed our complaints procedure, then domestic and small business customers have the right to contact the Energy Ombudsman. This is a free and independent dispute resolution service. They can be contacted at:  
Energy Ombudsman  
PO Box 966  
Warrington

WA4 9DF  
Phone: 0845 055 0760  
Fax: 0845 055 0765  
Email: [enquiries@energy-ombudsman.org.uk](mailto:enquiries@energy-ombudsman.org.uk)  
[www.energy-ombudsman.org.uk](http://www.energy-ombudsman.org.uk)

- 1.33 If the Energy Ombudsman is unable to deal with or resolve the dispute then either party may request a determination of the matter by the Gas and Electricity Markets Authority (the Authority), whose details are:

The Office of Gas and Electricity Markets (OFGEM)  
9 Millbank  
London  
SW1P 3GE  
Phone: 020 7901 7000  
Fax: 020 7901 7066  
[www.ofgem.gov.uk](http://www.ofgem.gov.uk)

## Section 2 – Applying for a connection where we undertake all of the relevant work

This Section applies where you want us to undertake all the works necessary to provide your connection. Section 3 applies where you wish to appoint an ICP to undertake any Contestable Work. You may make a request under Section 2 and Section 3 at the same time.

### Persons entitled to apply for a connection

- 2.1 Any person may apply in their own right for a connection to our Distribution System.
- 2.2 Any person may appoint an agent to apply for a connection on their behalf but the agent may be required to provide written evidence of their appointment on application.
- 2.3 Persons entitled to seek connection to our Distribution System for the purpose of generating electricity or for supplying electricity are those who are authorised by licence or by exemption under the Act to generate or supply electricity.

### Procedure for getting a connection

- 2.4 A person seeking a new or modified connection should contact us as detailed below.

In writing:-

#### **SP Distribution Ltd**

SP Network Connections  
Customer Connections  
55 Fullerton Drive,  
Cambuslang,  
Glasgow,  
G32 8FA

Telephone: 0141 614 9997  
Fax: 0141 614 0145

#### **SP Manweb Plc**

SP Network Connections  
Customer Connections  
PO Box 290  
Lister Drive  
Liverpool  
L13 7HJ

Telephone: 0151 221 2110  
Fax: 0151 221 2494

- 2.5 We will offer terms for the making of a connection as soon as reasonably practicable, but in any event within three months once we have received your completed application. In addition to the terms for making the connection we will specify the proposed POC to our Distribution System, the location of the Entry/Exit Point on the Premises to be connected and details of the work to be carried out by us.

The link below will take you to our website where further information is available:

<http://www.spenergynetworks.com/NetworkConnections/default.asp>

### Information Required

- 2.6 When you make your application to us you should provide the information set out below. In some cases, it is possible that additional information will be required and we will notify you of this when we have assessed your requirements.
- 2.7 If you do not provide the information we need it will prevent us from dealing with your enquiry as quickly as we would like, so please provide the information indicated on our application form. The information we require will vary depending on the nature of your connection request. Typically we require the following details:
  - Your name and correspondence address and other contact details.
  - The Premises address.
  - Whether you require a Budget Estimate or a formal Connection Offer. A formal Connection Offer is a contractual document and more appropriate once you are in a position to decide whether the project can proceed to the construction phase.
  - A site location plan showing the site boundary.

- A site layout plan, drawn to a suitable scale, indicating where the connection(s) are required.
- The number of connections you require.
- The Required Capacity for each connection.
- Details of the heating to be installed.
- The date by which you require the connection to be made.
- Whether the connection is required for a fixed period or indefinitely.
- The type of connection required, e.g. demand, generator or for a licensed, embedded network. Further information on generation connections can be found in our Distributed Generation Connections Guide which can be accessed from our website.
- Any information you have in respect of equipment which may interfere with our Distribution System or the supply of electricity to others (e.g. apparatus which can cause voltage fluctuations, such as large motors associated with air conditioning systems, lifts, cranes, hoists and other similar plant; or apparatus which can produce harmonics, such as uninterruptible power supplies or electronic control systems).

An application form can be downloaded from our website:  
<http://www.spenergynetworks.com/NetworkConnections/default.asp>

The application form for the connection of generation plant can be downloaded from the ENA website:

<http://2010.energynetworks.org/storage/Master%20ENA%20Generator%20Application%20Form%20Version%201%20August%2010%202.pdf>

## **Budget Estimates**

- 2.8 If you make an enquiry of a provisional nature we can provide an indication of the charge for providing the connection in a Budget Estimate. We will not carry out any detailed design work and the assessment will be carried out as a desk top exercise. Any estimate that we provide at this stage will be the result of a preliminary assessment only and possibly without any site specific considerations being taken into account. You should note that the estimate that we provide at this stage may vary considerably from any further Budget Estimate or the price in any formal Connection Offer. A Budget Estimate is not a formal offer for connection and cannot be accepted by you. See Section 7, Part A for charges associated with the provision of Budget Estimates.

## **Feasibility Studies**

- 2.9 We may undertake at your request, generally for more complex connections, a Feasibility Study to consider a number of options for connection and provide estimated costs for each option as appropriate. Any cost estimated at this stage will be purely indicative and not binding. The price in any formal Connection Offer to you may differ from it. A Feasibility Study is not a formal offer for connection and cannot be accepted by you. See Section 7, Part B for charges associated with the provision of feasibility studies.

## **Connection Offers - How is your formal application handled?**

- 2.10 You do not need to have requested a Budget Estimate or Feasibility Study before you request a formal Connection Offer. When you request a connection to our Distribution System, your request is dealt with in five key stages.

### **Stage 1 – Your application**

- 2.11 We will only be able to progress your application once you have provided us with the information we require (see 2.7). We will notify you if we require any additional information in order to process your application.

### **Stage 2 – Our design**

- 2.12 When we design the connection for you it takes into account the location of the Premises for which the connection is required, its proximity to the existing Distribution System and the available capacity in the Distribution System to provide the connection that you require.

### Stage 3 – Our Connection Offer

- 2.13 This is our formal written offer to you to provide the connection to the Distribution System. This offer will set out the terms and the Connection Charge for making the connection. The Connection Offer may be accepted by you in accordance with its terms at any time within the Validity Period set out in our Connection Offer, providing it is not, or does not become an Interactive Connection Offer as described in paragraphs 2.21 to 2.28. You should note that the price provided by us at this stage may vary considerably from any previous Budget Estimate or Connection Offers.

### Stage 4 – Acceptance of our Connection Offer

- 2.14 If you wish to accept our Connection Offer to the Distribution System you must:
- accept that offer in accordance with its terms within the Validity Period; and
  - make any required payment due on acceptance by the means specified in our Connection Offer.
- 2.15 A valid acceptance of our Connection Offer will create a legally binding agreement between us.

### Stage 5 – Construction of the required works by us

- 2.16 At this stage we will carry out the construction work, subject to the terms of the accepted Connection Offer, to provide the new connection. We will maintain appropriate liaison with you during the planning and execution of the works.
- 2.17 Supply Numbers (Metering Point Administration Numbers or 'MPANs') will be issued before the connection works are completed, so that you can make arrangements with your Supplier. On completion of this stage, the work required to provide the connection will have been installed and will be available for use.

### Cost Breakdown

- 2.18 For Connection Offers that include Contestable Work with a Connection Charge in excess of £20,000, we will provide a breakdown of costs, that are referable to the tables in Section 7, which will include as a minimum :-
- a description of the works involved, including whether it is an Enhanced Scheme
  - the length of underground cable/ overhead line required
  - the number of substations required
  - information on any Reinforcement works required;
  - legal and professional charges associated with the securing of Land Rights.
- 2.19 Where the Connection Charge is based on the Minimum Scheme and not the Enhanced Scheme that is to be built, a cost breakdown of both the Minimum Scheme and the Enhanced Scheme will be provided in accordance with paragraph 2.18. Where the Connection Charge to you is based on an enhanced connection arrangement requested by you, and not the Minimum Scheme, a cost breakdown of the Minimum Scheme can be provided on request.
- 2.20 Where requested by you, we will provide details of how any cost apportionment factors have been calculated.

### Interactive Connection Applications

- 2.21 There are occasions where we receive two or more applications for connection which make use of the same part of the Distribution System. These may become "Interactive Connection Applications", resulting in additional costs. We have a strict process to ensure fairness and this process is detailed below.
- 2.22 The process for managing two or more "Interactive Connection Applications" will be as described below. The following definitions are used in this Section.

<b>Affected Parties</b>	all Customers whose Connection Offer(s)/ POC Offer(s) have been identified by us as being interactive.
<b>Application Date</b>	the date upon which we receive <b>all</b> the information (see 2.7) we require in respect of an application.
<b>Business Day</b>	means any day other than a Saturday, a Sunday, Christmas Day, Good Friday or a day which is a bank holiday within the

	meaning of the Banking and Financial Dealings Act 1971 and will be from 9:00am to 5:00pm (GMT or BST as applicable).
<b>Committed Network</b>	means assets that are not yet installed and commissioned on our Distribution System, but which are planned to be so as a result of other Connection Offer(s)/ POC Offer(s) which have been made by us and accepted by other applicant(s).
<b>Connection Offer</b>	is as described in 1.13.
<b>POC Offer</b>	is as described in 1.14.
<b>Existing Network</b>	means our currently installed and commissioned Distribution System.
<b>Interactive Connection Applications</b>	arise where we receive two or more applications for connection which make use of the same part of the Existing Network or Committed Network or otherwise have a material operational effect on that network such that there is or would be a material impact on the terms and conditions of any Connection Offer/ POC Offer made in respect of such connections.
<b>Interactive Connection Offers</b>	are Connection Offers/ POC Offers made in respect of Interactive Connection Applications.
<b>Interactive Queue</b>	the queue of Affected Parties in receipt of Interactive Connection Offer(s) as defined by us.
<b>Moratorium Period</b>	a period of 10 Business Days.
<b>Notice of Interactivity</b>	a notice issued by us in accordance with paragraph 2.24.

- 2.23 We will identify where the making of a new Connection Offer(s)/ POC Offer(s) would (if accepted) affect the terms of other unaccepted Connection Offer(s)/ POC Offer(s). We will notify all Affected Parties at the same time that their Connection Offer/ POC Offer is or has become interactive.
- 2.24 At the time of making any Connection Offer(s)/ POC Offer(s) that trigger interactivity all Affected Parties will receive a "Notice of Interactivity". The Notice of Interactivity shall:
- inform the Affected Parties in writing:
    - that there is another Connection Offer(s)/ POC Offer(s) outstanding, the acceptance of which might affect the terms of any Connection Offers/ POC Offers made
    - that their Connection Offers/ POC Offers are interactive;
    - their respective positions in the Interactive Queue, determined by the Application Date; and
    - the process for accepting Interactive Connection Offers.
  - make all Interactive Connection Offers conditional upon the other(s) not having been accepted; and
  - suspend the Affected Parties' right to accept their Interactive Connection Offers until 9:00am on the next Business Day following the end of the Moratorium Period. Where a Moratorium Period applies due to interactivity, we will where necessary extend the acceptance period of all Interactive Connection Offers for the same duration as the Moratorium Period.
- 2.25 The Interactive Queue shall be comprised of the Affected Parties, and an Affected Party's position in the Interactive Queue will be determined by the Application Date. The Affected Party with the earliest Application Date amongst the Affected Parties will be first, the Affected Party with the next earliest Application Date will be second, and so on. If two or more Affected Parties have the same Application Date, they will be given the same (joint) position in the Interactive Queue.
- 2.26 The Affected Parties will only be able to accept their Connection Offers at the end of the Moratorium Period. Any acceptance of an Interactive Connection Offer received by us prior to 9:00am on the first Business Day following the end of the Moratorium Period will be deemed to have been received at 9:00am on the first Business Day following the end of Moratorium Period. Following the end of the Moratorium Period, any interactive Connection Offer acceptance received after 5:00pm will be deemed to have been received at 9:00am on the following Business Day.

- 2.27 If more than one Interactive Connection Offer acceptance is received on any given day, the Affected Party who has the earliest position in the Interactive Queue consistent with paragraph 2.25 will be considered to be a valid acceptance. If two or more Affected Parties have the same Application Date, and therefore hold the same position in the Interactive Queue, the first of such Affected Parties to submit their acceptance to us will be considered to be a valid acceptance.
- 2.28 Upon receipt of an Interactive Connection Offer acceptance, we will notify all other Affected Parties that their Connection Offer(s) are withdrawn. Following the withdrawal of an interactive Connection Offer, the Applicant shall have the option to re-apply, or advise they wish their original application to continue to be considered, in which case we will issue a new Connection Offer to the Applicant. They will remain in the same existing order within the Interactive Queue.

### **Transitional arrangements**

- 2.29 A Connection Offer issued by us will include a Connection Charge calculated in accordance with our Connection Charging Methodology, which is current at the time of issue. If you accept our Connection Offer and the connection work is completed within the prescribed periods set out in it, the Connection Offer shall remain valid even if our Connection Charging Methodology should change, by approval of the Authority, in the interim period between acceptance of the Connection Offer and completion of the connection work

### **Small Scale Embedded Generation**

- 2.30 Small Scale Embedded Generation (SSEG) is defined as a source of electrical energy rated up to and including 16 Amperes per phase, single or multi-phase, LV and designed to operate in parallel with our Distribution System. If you install a SSEG unit (typically domestic combined heat and power units, domestic photovoltaic and domestic wind turbines), you must, in accordance with statutory requirements, advise us of your intention to utilise the SSEG installation no later than 28 days (inclusive of the day of commissioning), after its commissioning.
- 2.31 Engineering Recommendation G83/1-1 entitled "Recommendations for the Connection of Small-Scale Embedded Generators (Up to 16A per phase) in Parallel with Public Low-Voltage Distribution Networks" is published by the Energy Networks Association (ENA). It sets out the technical requirements for the connection of SSEG units. For further information visit the ENA web-site ([www.energynetworks.org](http://www.energynetworks.org)).
- 2.32 For the connection of other types of generator please follow the process above so we can make an offer to connect your generator. Further information can be found in our Distributed Generation Connections Guide which can be accessed from our website.

### **Embedded Networks**

- 2.33 Any person wishing to build a distribution network requiring a connection to our Distribution System should apply to us using the processes set out in either Section 2 or Section 3.
- 2.34 We accept and shall work to Engineering Recommendation G88 entitled; "Principles for the planning, connection and operation of electricity distribution networks at the interface between Distribution Network Operators (DNOs) and Independent Distribution Network Operators (IDNOs)", published by the ENA.
- 2.35 A Bilateral Connection Agreement will be required between us and the connected party, setting down the specific terms and conditions for connection that will apply in relation to the connection for the long term. While such terms and conditions will be consistent with our Connection Charging Methodology, the Bilateral Connection Agreement will take precedence.

### Section 3 – Applying for a connection where an ICP undertakes the Contestable Work

This Section applies where you wish to appoint an ICP to undertake any Contestable Work. Section 2 applies where you want us to undertake all the works necessary to provide your connection. You may make a request under Section 2 and Section 3 at the same time.

#### Introduction

- 3.1 As set out in paragraphs 2.1 to 2.3, any person may apply for a connection to our Distribution System.
- 3.2 You may choose to appoint an ICP to carry out Contestable Work. If you do, we may require you to confirm such appointment in writing.
- 3.3 We must be satisfied that the ICP has sufficient accreditation to carry out the Contestable Work to the required standards. You may appoint an ICP accredited for the appropriate work categories under the National Electricity Registration Scheme presently operated by Lloyds Register. Details of the National Electricity Registration Scheme are available from the Lloyds Register website at: <http://www.lloydsregister.co.uk/schemes/>
- 3.4 If you do appoint an ICP to undertake the Contestable Work, we will carry out and charge you for the Non-Contestable Work. We will also charge for carrying out various services associated with the Contestable Work; for example approval of the design and inspection of the assets to be adopted. These are collectively known as the CIC Charges and they will be identified in any POC Offer that we provide.
- 3.5 An explanation of the works that are categorised as ‘Contestable’ and ‘Non-Contestable’ by us is provided in Section 6. Further information relating to the process is also available from our website at <http://www.spenergynetworks.com/NewConnections/>

#### Procedure for getting a connection

- 3.6 A person seeking a new or modified connection should contact us as detailed below.

We have developed and introduced a collaborative IT application known as the Connections Registration and Management System (“CRAM”) for the management and tracking of competitive customer connections projects from request, quotation and design approval through to energisation and adoption. The system is an internet based solution that allows for collaborative working with ICPs. The system operates in real time and provides full project visibility including audit trails, while maintaining confidentiality of information. CRAM is available to all accredited ICPs once the approved training is complete and the confidentiality requirements have been met.

For registered ICPs, all requests should be accessed by email through the following email accounts:

SP Distribution Ltd: [CramAdminNorth@SPPowerSystems.com](mailto:CramAdminNorth@SPPowerSystems.com)

SP Manweb PLC: [CramAdminSouth@SPPowerSystems.com](mailto:CramAdminSouth@SPPowerSystems.com)

Non-registered ICPs should contact in the first instance:-

#### SP Distribution Ltd

SP Network Connections  
Competition in Connections  
55 Fullarton Drive,  
Cambuslang,  
Glasgow,  
G32 8FA

#### SP Manweb PLC

SP Network Connections  
Competition in Connections  
PO Box 290  
Lister Dr  
Liverpool  
L13 7HJ

- 3.7 We will submit a POC Offer to you or your appointed ICP. The POC Offer will, on acceptance, form the construction agreement which covers the Non-Contestable Work we will undertake. We will enter into an Adoption Agreement with the relevant parties. These agreements will need to be signed and exchanged before any work is undertaken.
- 3.8 The POC Offer will be sent as soon as reasonably practicable, and we will take all reasonable steps to meet the timescales indicated within the table below once we have received your completed application. In addition to the terms for making the connection we will specify the proposed POC to our Distribution System and details of the work to be carried out by us.
- 3.9 Appendix 1 of Standard Licence Condition 15 of our Licence details the standards of performance that we must take all reasonable steps to comply with when providing the POC Offer, design approval, connection and Energisation of the connection. These are repeated in the table below:

<b>Provision of POC Offers</b>	<b>Performance level</b>
(a) low voltage demand: for a new demand connection to our Distribution System where the highest voltage of the assets at the POC and any associated works is not more than one kilovolt.	within fifteen Working Days of receiving the request
(b) low voltage generation: for a new generation connection to our Distribution System where the highest voltage of the assets at the POC and any associated works is not more than one kilovolt.	within thirty Working Days of receiving the request
(c) high voltage demand: for a new demand connection to our Distribution System where the highest voltage of the assets at the POC and any associated works is more than one kilovolt but not more than 22 kilovolts.	within twenty Working Days of receiving the request
(d) high voltage generation: for a new generation connection to our Distribution System where the highest voltage of the assets at the POC and any associated works is more than one kilovolt but not more than 22 kilovolts.	within fifty Working Days of receiving the request
(e) extra high voltage demand: for a new demand connection to our Distribution System where the highest voltage of the assets at the POC and associated works is more than 22 kilovolts but not more than 72 kilovolts.	within fifty Working Days of receiving the request
(f) other connections: for a new demand connection or generation connection to our Distribution System that is not included within the preceding sub-paragraphs.	within three months of receiving the request

The link below will take you to our website where further information is available:

<http://www.spenergynetworks.com/NetworkConnections/competition.asp>

### **Information Required**

- 3.10 When you make your application to us you should provide the information set out below. In some cases, it is possible that additional information will be required and we will notify you of this when we have assessed your requirements.
- 3.11 If you do not provide the information we need it will prevent us from dealing with your enquiry as quickly as we would like, so please provide the information indicated on our application form. The information we require will vary depending on the nature of your connection request. Typically we require the following details:

- Your name and correspondence address and other contact details.
  - The Premises address.
  - Whether you require a Budget Estimate or a formal POC Offer. A formal POC Offer is a contractual document and more appropriate once you are in a position to decide whether the project can proceed to the construction phase.
  - A site location plan showing the site boundary, indicating where the connection(s) are required.
  - The Required Capacity.
  - The date by which you require the connection to be made.
  - The characteristics of the connections, e.g. demand, generator or for a licensed, embedded network. Further information on generation connections can be found in our Distributed Generation Connections Guide which can be accessed from our website.
  - Any information you have in respect of equipment which may interfere with our Distribution System or the supply of electricity to others (e.g. apparatus which can cause voltage fluctuations, such as large motors associated with air conditioning systems, lifts, cranes, hoists and other similar plant; or apparatus which can produce harmonics, such as uninterruptible power supplies or electronic control systems).
- 3.12 An application form can be downloaded from our website, <http://www.spenergynetworks.com/NetworkConnections/default.asp>

### **Budget Estimates**

- 3.13 If you make an enquiry of a provisional nature we can provide an indication of the charge for providing the connection in a Budget Estimate. We will not carry out any detailed design work and the assessment will be carried out as a desk top exercise. Any estimate that we provide at this stage will be the result of a preliminary assessment only and possibly without any site specific considerations being taken into account. You should note that the estimate that we provide at this stage may vary considerably from any further Budget Estimate or the price in any formal POC Offer. A Budget Estimate is not a formal offer for connection and cannot be accepted by you. See Section 7, Part A for charges associated with the provision of Budget Estimates.

### **Feasibility Studies**

- 3.14 We may undertake at your request, generally for more complex connections, a Feasibility Study to consider a number of options for connection and provide estimated costs for each option as appropriate. Any cost estimated at this stage will be purely indicative and not binding. The price in any formal POC Offer to you may differ from it. A Feasibility Study is not a formal offer for connection and cannot be accepted by you. See Section 7, Part B for charges associated with the provision of feasibility studies.

### **POC Offers - How is your formal application handled?**

- 3.15 You do not need to have requested a Budget Estimate or Feasibility Study before you request a formal POC Offer. When you require a connection to our Distribution System and propose to use an ICP to carry out the Contestable Work, the ICP may make an application on your behalf. The request will be dealt with in five key stages, as follows:

#### **Stage 1 - Your Application**

- 3.16 We will only be able to progress your application once you have provided us with the information we require (see 3.11). We will notify you within five Working Days if we require any additional information in order to process your application.
- 3.17 If you choose to appoint an ICP to carry out the Contestable Work then the POC will be based on the information provided to us by the ICP and will be determined by us taking into account the ICP's requirements and our wider obligations. For larger demand and generator connections more than one POC may need to be assessed. A table showing our indicative charges for assessing the POC is given in paragraph 7.16. These charges will be included within the POC Offer.

## **Stage 2 – Design**

- 3.18 Our design of the Non-Contestable Work and the identification of the POC will take into account the location of the Premises for which a connection is required, its proximity to our Distribution System, and the available capacity in our Distribution System to provide the connection that you require.

## **Stage 3 – Our POC Offer and the Adoption Agreement**

- 3.19 This is our formal written offer to you to provide the connection to our Distribution System. This POC Offer will set out the terms and the price upon which we will make that connection, whilst the Adoption Agreement will set out the terms for adoption of assets installed by an ICP. The POC Offer that we make to you may be accepted by you in accordance with its terms at any time within the Validity Period set out in our POC Offer. You should note that the price provided by us at this stage may vary considerably from previous Budget Estimates.

## **Stage 4 – Acceptance of our POC Offer**

- 3.20 If you wish to accept our POC Offer to connect to our Distribution System, you must
- accept that POC Offer in accordance with its terms within the Validity Period;
  - obtain design approval from us for the Contestable Work in the timescales specified;
  - make any required payment due on acceptance by the means specified in our POC Offer; and
  - return the signed Adoption Agreement in the timescales specified.
- 3.21 A valid acceptance of our POC Offer will create a legally binding agreement between us. Where the terms of the Adoption Agreement have been unaltered, we will sign the Adoption Agreement and return a copy to the relevant parties.

## **Stage 5 - Construction by us and the ICP**

- 3.22 At this stage we carry out construction of the Non-Contestable Work and the ICP carries out construction of the Contestable Work we will carry out routine inspections of the Contestable Work as it is installed. Shortly before the Contestable Work is ready for connection to the Distribution System your appointed ICP must contact us so that we can arrange a date to connect the Contestable Work. Subject to the provision of any required documentation and the satisfactory completion of any required tests we shall connect the Contestable Work to our Distribution System and adopt the assets. Supply Numbers (Metering Point Administration Numbers or 'MPANs') will be issued before the connection works are completed, so that arrangements can be made with the Supplier. On completion of this stage, the Extension Assets and Entry/ Exit Point(s), as appropriate, will have been commissioned and will be available for use.

## **Cost Breakdown**

- 3.23 For all POC Offers comprising Non-Contestable Work only, we will provide a breakdown of costs, that are referable to the tables in Section 7, which will include as a minimum :-
- a description of the works involved, including whether it is an Enhanced Scheme
  - the length of underground cable/ overhead line required
  - the number of substations required
  - information on any Reinforcement works required;
  - legal and professional charges associated with the securing of Land Rights.
- 3.24 Where the Connection Charge is based on the Minimum Scheme and not the Enhanced Scheme that is to be built, a cost breakdown of both the Minimum Scheme and the Enhanced Scheme will be provided in accordance with paragraph 3.23. Where the Connection Charge to you is based on an enhanced connection arrangement requested by you, and not the Minimum Scheme, a cost breakdown of the Minimum Scheme can be provided on request.
- 3.25 Where requested by you, we will provide details of how any cost apportionment factors have been calculated.

### **Interactive Connection Applications**

- 3.26 The process for managing two or more “Interactive Connection Applications” will be as set out in paragraphs 2.21 to 2.28.

### **Transitional arrangements**

- 3.27 A POC Offer issued by us will include a Connection Charge calculated in accordance with our Connection Charging Methodology, which is current at the time of issue. If you accept our POC Offer and the connection work is completed within the prescribed periods set out in it, the POC Offer shall remain valid even if our Connection Charging Methodology should change, by approval of the Authority, in the interim period between acceptance of the POC Offer and completion of the connection work.

## **Section 4 – Information Specific to Us**

### **Introduction**

- 4.1 This Section sets out further information regarding obtaining a connection which is specific to us.

### **Connection Offer and POC Offer Validity Periods**

- 4.2 Connection Offers and POC Offers will normally be open for acceptance for a period of three months from the date of issue.
- 4.3 This time period may be reduced, at our sole discretion, where we consider it necessary to do so to achieve your connection timescales.
- 4.4 This time period may be extended, depending on the circumstances and at our sole discretion, following receipt of a request from you to do so.
- 4.5 During the period of their validity, individual offers shall at all times be conditional on the conditions of interactivity, as described in paragraphs 2.18 to 2.25.

## Section 5 – Common Connection Charging Methodology

This Section sets out the Common Connection Charging Methodology that is implemented to ensure a consistent approach in the way your Connection Charge is calculated.

### Minimum Scheme

- 5.1 The Minimum Scheme is the Scheme with the lowest overall capital cost (as estimated by us), solely to provide the Required Capacity. The Minimum Scheme will be subject to:
- accepted industry standards, including the requirements of the Distribution Code;
  - the status and configuration of the Relevant Section of Network (RSN);
  - the standard sizes and types of equipment currently used by us on our Distribution System which shall be reasonable in all the circumstances;
  - maintaining our ability to minimise regulatory penalties associated with the Interruptions Incentive Scheme and the Guaranteed Standards of Performance; and
  - where the Customer is an LDNO, maintaining the Customer's ability to minimise regulatory penalties associated with the Guaranteed Standards of Performance.
- and shall be consistent with our statutory and licence obligations including the requirement to develop, maintain and operate an efficient, co-ordinated and economical electricity Distribution System.
- 5.2 We will make available our design policies and standards as appropriate.
- 5.3 Subject to paragraphs 5.4 and 5.7 below, we will calculate the Connection Charge based on the estimated costs of the Minimum Scheme.
- 5.4 In certain circumstances we may decide to design an Enhanced Scheme. This will include one or more of the following:
- additional assets not required as part of the Minimum Scheme;
  - assets of a larger capacity than required by the Minimum Scheme;
  - assets of a different specification than required by the Minimum Scheme.
- 5.5 If we decide to design an Enhanced Scheme, then, the Connection Charge that will apply will be the lower of the Connection Charge associated with the Minimum Scheme and the Connection Charge associated with the Enhanced Scheme.
- 5.6 The Connection Charge associated with the Enhanced Scheme will be calculated subject to the exclusion of costs of any additional assets not necessary for the provision of your connection.
- 5.7 We may recover the reasonable costs incurred, both direct and indirect, in providing a connection and may, where allowed by our Licence, apply a margin on some of those costs. The factors taken into account by us to calculate the Connection Charge will include, but are not limited to:
- industry standards governing the Distribution System;
  - the Required Capacity;
  - available capacity of the existing Distribution System;
  - whether any necessary extension or Reinforcement of the existing Distribution System is by underground cable or overhead lines;
  - whether any diversionary work is required as a result of the development and the required disconnection of any assets;
  - the length of cable or line required;
  - type of ground requiring excavation, the type and extent of reinstatement necessary (including New Roads and Street Works Act requirements and any other relevant legislation), and the need for road, bridge crossings etc;
  - any Electrical Plant and civil costs required, allowing for any civil works undertaken by you with our agreement;
  - the requirement to work outside of normal working hours;
  - the costs of undertaking the design;
  - the costs of securing wayleaves/easements for plant, cables or lines including any consents;

- the costs of securing suitable substation sites including any necessary Land Rights;
- any overhead line surveys required;
- the costs of public enquiries and environmental impact studies;
- charges for any other costs associated with the work on Sites of Special Scientific Interest (SSSI), railway lines etc; and
- any variations in respect of the actual costs that were reasonably incurred as specified in the Connection Offer.

## **Cost Allocation**

- 5.8 The costs to be charged to you as a Connection Charge may be split into three categories:-
- Costs for providing the connection which are to be paid in full by you (see paragraphs 5.10 to 5.15);
  - Costs for providing the connection which are to be apportioned between you and us (see paragraphs 5.16 to 5.28; and
  - Costs to be paid by you in respect of works that have previously been constructed or are committed and are used to provide the connection (see paragraph 5.29).
- 5.9 Some costs may be borne in full by us and will not be included in your Connection Charge (see paragraphs 5.30 to 5.32).

## **Costs to be paid in full by you**

- 5.10 The costs of providing Extension Assets are charged in full to you.
- 5.11 Where you have requirements for additional security or the characteristics of your load requires us to install assets in excess of the Minimum Scheme then you will pay the costs in excess of the Minimum Scheme in full.
- 5.12 The costs of the future operation and maintenance of any additional assets requested by you (over and above those associated with the Minimum Scheme) will be payable in full. This would normally be levied as a one-off charge representing the net present value of the future operation and maintenance costs and calculated as a percentage (specified in Section 6) of the additional capital cost of the Scheme. See Example 3 for an illustration of where you request additional security.
- 5.13 Work required to reconfigure the Distribution System to meet your requirements where no additional Network or Fault Level Capacity is made available shall be charged in full to you. See Example 8B.
- 5.14 Where the Extension Assets would normally require the extension of existing switchgear equipment and this is not possible, the cost of the full replacement of the switchgear (using the nearest standard size) will be charged to you, provided that there is no Reinforcement of the Distribution System (see paragraph 5.20).
- 5.15 For generation connections only, Reinforcement costs in excess of the high-cost project threshold of £200/kW shall be charged to you in full as a Connection Charge.

## **Costs to be apportioned between you and us**

- 5.16 Reinforcement is defined as assets installed that add capacity (network or fault level) to the existing shared use Distribution System. The costs of Reinforcement shall be apportioned between you and us. The methods used to apportion the costs of Reinforcement are set out in paragraphs 5.23 – 5.28. There are five exceptions to this rule. Where an exception applies Reinforcement will be treated as Extension Assets and costs will not be apportioned. These exceptions are described below and the application of exceptions 1, 2, 4, and 5 is demonstrated in the Examples.
- 5.17 Exception 1: Where the Reinforcement is:
- down stream of the POC; and
  - over and above the Minimum Scheme; and
  - provided at our request; and
  - provided by connecting two points on the existing Distribution System; and

- there is little or no prospect of the capacity created being required within the next five years,
- then the apportionment rules will not apply. You will pay the costs associated with the Minimum Scheme and we will pay the costs over and above the Minimum Scheme. See Example 2B.
- 5.18 Exception 2: Where the Reinforcement is in excess of the Minimum Scheme and is at your request, the Reinforcement will be treated as Extension Assets and the apportionment rules will not apply. The costs in excess of the Minimum Scheme will be borne in full by you (see paragraphs 5.11 and 5.12 above).
- 5.19 Exception 3: Where the Reinforcement is provided to accommodate a Temporary Connection the Reinforcement will be treated as Extension Assets and the apportionment rules will not apply. The costs associated with the Temporary Connection will be borne in full by you. Temporary Connections are defined as connections that are only required for a period of up to five years, but exclude connections to provide the initial connection to a development, where the Reinforcement will subsequently be required for the permanent connection.
- 5.20 Exception 4: Where the replacement of switchgear results in an increase in fault level capacity and:
- that increase is solely as a result of the fault level rating of the standard switchgear equipment used by us being higher than that of the existing switchgear; and
  - that increase in fault level capacity is not needed to accommodate your connection.
- then, unless the switchgear adds network capacity and the Security CAF applies, the switchgear replacement will be treated as Extension Assets and the apportionment rules will not apply. You will pay the full cost of the switchgear replacement. See Example 7B.
- 5.21 Exception 5: Where the Reinforcement:
- is provided by connecting two points on the existing distribution system; and
  - is providing connection to a development with a number of Entry/ Exit Points,
- then the additional network length (measured from suitable points close to the site boundaries which would allow for a clear demarcation of Contestable and Non-Contestable Work) required to provide connectivity within the development will be considered to be Extension Assets and the apportionment rules will not apply. You will pay the full cost of the additional network length. See Example 8A.
- 5.22 For avoidance of doubt, where the costs of Reinforcement are borne in full by you and any capacity created is used to accommodate new or increased connections within five years, the ECCR will apply (see paragraphs 5.35- 5.38).
- 5.23 The costs of Reinforcement will be apportioned using one of two Cost Apportionment Factors (CAFs), dependent upon which factor is driving the requirement for Reinforcement:
- The 'Security CAF'; and
  - The 'Fault Level CAF'.
- 5.24 The following definitions are used in the application of the CAFs.

<b>Existing Capacity</b>	For existing Customers their Existing Capacity will be either:- a) the Maximum Capacity used in the calculation of their use of system charges; or b) for Customers who are not charged for use of system on the basis of their Maximum Capacity the lower of: • No. of phases x nominal phase-neutral voltage (kV) x fuse rating (A); and • The rating of the service equipment.
<b>Fault Level Contribution from Connection</b>	is the assessment of the Fault Level contribution from the equipment to be connected taking account of its impact at the appropriate point on the Distribution System. Where an existing Customer requests a change to a connection then the "Fault Level Contribution from Connection" is defined as the incremental increase in Fault Level caused by the Customer.
<b>New Fault Level Capacity</b>	is the Fault Level rating, following Reinforcement, of the equipment installed after taking account of any restrictions imposed by the local network Fault Level capacity. For the

	avoidance of doubt this rule will be used for all equipment types and voltages.
<b>New Network Capacity</b>	is the secure capacity of the Relevant Section of Network following Reinforcement. This is our assessment of the resultant capacity and will be considered in respect of thermal capacity, voltage drop and upstream restrictions and compliance with our relevant design, planning and security of supply policies. The equipment ratings to be used are the appropriate operational rating at the time of the most onerous operational conditions taking account of seasonal ratings and demand.
<b>Relevant Section of Network (RSN)</b>	is that part or parts of the Distribution System that can be used to supply you in both normal and abnormal running arrangements. There may be more than one RSN, e.g. at different voltage levels.
<b>Required Capacity</b>	is the Maximum Capacity agreed with the Customer. In the case of multiple connections (e.g. a housing development) it may be adjusted after consideration of the effects of diversity. Where an existing Customer requests an increase in capacity then it is the increase above their Existing Capacity.

- 5.25 The 'Security CAF' is applied, where the costs are driven by either thermal capacity or voltage (or both) as assessed against the relevant standard. This rule determines the proportion of the Reinforcement costs that should be paid by you as detailed below.

$$\text{Security CAF} = \frac{\text{Required Capacity}}{\text{New Network Capacity}} \times 100\% \quad (\text{max } 100\%)$$

- 5.26 The 'Fault Level CAF' is applied, where the costs are driven by Fault Level restrictions. This rule determines the proportion of the Reinforcement costs that should be paid by you as detailed below.

$$\text{Fault Level CAF} = 3 \times \frac{\text{Fault Level Contribution from Connection}}{\text{New Fault Level Capacity}} \times 100\% \quad (\text{max } 100\%)$$

- 5.27 For clarity, where you require an augmentation to an existing connection, both the Security and Fault Level CAFs will be based on the increase in Required Capacity and increase in Fault Level Contribution from the connection respectively. Any related increases within the previous three year period will be taken into account in determining the increase in the Required Capacity or increase in the Fault Level Contribution from the connection to be applied within the CAF.
- 5.28 On some Schemes there may be interaction between the two rules. In such cases, the 'Security' CAF will be applied to costs that are driven by the security requirement. The 'Fault Level CAF' will be applied to costs that are driven by Fault Level requirements. See the Examples for illustrations on the application of the CAFs.

### Recovery of costs for previous works

- 5.29 Where, in order to provide your connection; ,
- we propose to utilise existing Distribution System assets that were previously installed to provide a connection to another Customer, and
  - the other Customer has paid us (either in part or in full) a Connection Charge for those assets
- you may be required to make a payment towards them. The ECCR prescribes the circumstances where such payment is required. Charges for such works only apply where the new connection is provided within five years of the original Distribution System assets being provided.

## Costs to be paid in full by us

- 5.30 We will fully fund Reinforcement carried out greater than one voltage level above the voltage at the POC to the existing Distribution System.
- 5.31 Where another LDNO with a distribution network that is connected to our Distribution System requires an increase in capacity to its distribution network, the voltage at the POC for assessing the one voltage rule will be:
- In the case of a new extension to the network of the other LDNO, the voltage of connection at which the Extension Assets will connect to the other LDNO's network; or
  - In the case of additional capacity required in respect of a Customer connected to the existing assets of the LDNO, the voltage at which the Customer connects to the LDNO's network; or
  - In the case of additional capacity required to meet general load growth on the LDNO's network then the Reinforcement costs will be borne by us. The LDNO will be required to provide justification in such circumstances.
- 5.32 The tables below illustrates the application of the one voltage rule in relation to Reinforcement. You will be required to contribute towards the cost of any Reinforcement provided at one voltage level above the POC, up to and including the cost of circuit breakers provided at that voltage.

### SP Distribution Ltd

#### Voltage at the POC

Voltage of Scheme Assets	LV (below 1000V)	HV (above 1kV but less than 22kV)	EHV (above 22kV but less than 72kV)
<b>EHV Network</b>	We fund	Apportioned	Apportioned
<b>EHV/HV Substation</b>	HV circuit breakers only Apportioned	Apportioned	Not applicable
<b>HV Network</b>	Apportioned	Apportioned	Not applicable
<b>HV/ LV Substation</b>	Apportioned	Not applicable	Not applicable
<b>LV Network</b>	Apportioned	Not applicable	Not applicable

### SP Manweb PLC

	Voltage at the POC			
Voltage of Scheme Assets	LV (below 1000V)	HV (above 1kV but less than 22kV)	EHV (above 22kV but less than 72kV)	132kV
<b>132kV Network</b>	We fund	We fund <sup>1</sup>	Apportioned	Apportioned
<b>132kV/ EHV Substation</b>	We fund	EHV circuit breakers only Apportioned	Apportioned	Not applicable
<b>EHV Network</b>	We fund	Apportioned	Apportioned	Not applicable
<b>132kV/ HV Substation</b>	HV circuit breakers only Apportioned	Apportioned	Not applicable	Not applicable
<b>EHV/HV Substation</b>	HV circuit breakers only Apportioned	Apportioned	Not applicable	Not applicable
<b>HV Network</b>	Apportioned	Apportioned	Not applicable	Not applicable
<b>HV/ LV Substation</b>	Apportioned	Not applicable	Not applicable	Not applicable
<b>LV Network</b>	Apportioned	Not applicable	Not applicable	Not applicable

Except where there is direct transformation from 132kV to HV when the costs are apportioned.

### **Recovered Equipment and Deferral of Asset Replacement**

- 5.33 You will not receive any credit for the value of any equipment recovered by us as a result of the connection.
- 5.34 You will not receive any credit for the value of any deferral of asset renewal expenditure by us.

### **Rebates**

- 5.35 For Distribution System assets where you have paid in full, then you may be entitled to a future rebate of charges should another Customer connect to those assets. These circumstances are detailed in the ECCR.
- 5.36 For Distribution System assets where you have paid in proportion to your Required Capacity, then you are not entitled to a future rebate of charges should another customer connect to those assets.
- 5.37 Your entitlement to receive payments under paragraph 5.35 only applies to connections made within five years from the first provision of the connection.
- 5.38 These provisions do not apply where we have adopted the assets from an ICP as we have not incurred the relevant expenses nor has an initial contributor made payment to us in accordance with Regulations 5 and 5(b) of the ECCR.

### **Speculative Developments**

- 5.39 Developments which have one or more of the following characteristics may be considered as speculative:-
- their detailed electrical load requirements are not known;
  - the development is phased over a period of time and the timing of the phases is unclear;
  - the capacity requested caters for future expansion rather than the immediate requirements of (an) end user(s);
  - the capacity requested caters for future speculative phases of a development rather than the initial phase(s) of the development; or
  - the infrastructure only is being provided, with no connections for end users requested.
- 5.40 Where we are asked to provide a connection to a speculative development then the cost of the work including any Reinforcement is charged in full and the CAFs do not apply. Additional charge to reflect ongoing operation, repair and maintenance costs may also be levied.
- 5.41 We may, at our sole discretion, allow capacity to be reserved on the infrastructure provided to service the speculative development on the commercial terms agreed between you and us in respect of the development.

### **Connection Alterations**

- 5.42 Where you request an alteration to your connection arrangements, including a change in the supply voltage, the costs are charged in full to you. For the avoidance of doubt increases in the Required Capacity are dealt with in accordance with the previous Sections.

### **National Grid Electricity Transmission (NGET) Charges to us**

- 5.43 We have an obligation under the CUSC to discuss certain requests for connection or changes in connection with NGET. Such requests are typically for large electrical demand or generation projects. Under certain circumstances, as determined by NGET, they may apply charges to assess the potential impact on the transmission system of a request or the combined effect of a number of requests and these will be included in the Connection Charge, or through a separate mechanism agreed between you and us.
- 5.44 Subsequent to such assessment NGET may also require works to be undertaken on the GB Transmission System as a condition of the connection being permitted. In the event of NGET

applying charges for these works or where they require security in respect of the works, we will reflect such costs in our charges to you.

## **Land Rights**

- 5.45 Where Land Rights are required from a third party, the cost of acquiring those rights will be included in either the Connection Charge to you or through a separate mechanism agreed between you and us.
- 5.46 If the Land Rights that we require cannot be obtained by negotiation, we may, following discussion with you, exercise our powers of compulsory purchase (Section 10 and Schedule 3 of the Act) or apply to the Secretary of State or the Scottish Government in Scotland for a 'necessary wayleave' (paragraphs 6-8 of Schedule 4 of the Act). If we do so, the costs that we incur, including those of the Lands Tribunal/ Lands Tribunal for Scotland (which determine issues of compensation) will be charged to you. The Lands Tribunal may award compensation to the landowner and/or anyone who holds an interest in the land and this will be included in the Connection Charge or through a separate mechanism agreed between you and us.

## **Unmetered Supplies**

- 5.47 For some street lighting and other installations, we may allow items of equipment to be connected to our Distribution System without a meter. This is subject to the equipment having a low and predictable pattern of consumption and meeting the requirements of The Electricity (Unmetered Supply) Regulations 2001.
- 5.48 Where we agree that a meter is not required the provision of such a connection is dependent on the owner entering into an unmetered Connection Agreement and providing and maintaining an auditable inventory, in a format agreed with us, so that an accurate estimate of the consumption can be produced.
- 5.49 Where certain criteria are met the provision of services for unmetered connections may be made via a time-based connection service charge, e.g. Rent-a-Jointer Services. This is subject to us entering into a contract with you for the provision of such services.
- 5.50 You may elect to appoint an accredited ICP to carry out the Contestable Work for unmetered connections. The ICP will be allowed to carry out live jointing on low voltage, single phase, underground service cables more than one metre from the distributing main. Where you use an ICP a triangular arrangement must first be established:
- You will enter into an agreement with the ICP to carry out and complete the Contestable Work;
  - We will enter into an Adoption Agreement with you and/or your appointed agent as appropriate;
  - We will enter into an enabling agreement with the ICP to allow the ICP to work on the Distribution System (this may be the same document as the Adoption Agreement).

## **Capacity Ramping for LDNOs**

- 5.51 For an LDNO the Required Capacity (expressed in kVA) is the Maximum Capacity to be provided at the boundary between the LDNO's distribution network and our Distribution System. This value will be agreed with us and stated in the Bilateral Connection Agreement for the relevant embedded network.
- 5.52 When a connection is provided to an LDNO the take-up of capacity may grow over a period of time as the site develops and individual customers are connected. In such circumstances the Bilateral Connection Agreement shall include a phased Required Capacity based on the Development Phase.
- 5.53 During the Development Phase a review may be undertaken annually on the anniversary of the Energisation of the embedded network. Any unused capacity identified in such review may be released for use by other customers and the Maximum Capacity reduced to an agreed level within the Bilateral Connection Agreement.
- 5.54 The Required Capacity agreed with us as being required at the end of the Development Phase shall be used to determine the Required Capacity for determination of the Cost Apportionment Factors where applicable.

- 5.55 Should additional capacity subsequently be required, the LDNO may incur additional Connection Charges for any Reinforcement based on the increase in capacity.

### **Disconnection and De-Energisation**

- 5.56 If we either Disconnect or De-energise your Entry/ Exit Point
- at the request of your Supplier; or
  - due to a failure of your Supplier to comply with the terms of the DCUSA
- then the cost of such disconnection or De-energisation will be borne by your Supplier.
- 5.57 If we either Disconnect or De-energise your Entry/ Exit Point
- at your request; or
  - due to a failure by you to comply with the terms of your Connection Agreement,
- then the cost of such disconnection or De-energisation will be borne by you.
- 5.58 On termination of your Connection Agreement, we retain the right to remove our Electrical Plant and Electric Lines and charge you if we do so. Apparatus which is not cost effective for us to recover (e.g. Electric Lines laid underground) will normally be made safe and left at the Premises, but if you require us to remove them, the cost of removal will be payable by you. All such apparatus will remain our property unless otherwise agreed in writing.

### **Adoption Payments**

- 5.59 Where we adopt assets installed by an ICP we will not make any adoption payment in respect of those assets.

### **Competition in Connection**

- 5.60 Where you choose to have any Contestable Work undertaken by an ICP, we levy CIC Charges associated with the design approval, inspection and adoption of the Contestable Works as set out in Section 6 and Section 7.

## **Worked Examples Illustrating the Application of the Connection Charging Methodology**

The following Examples are to illustrate the application of the Connection Charging Methodology and are not intended to provide an accurate estimate of the charges which a person would become liable in respect of the provision of a connection. The Examples do not necessarily represent the Minimum Scheme for a specific connection application.





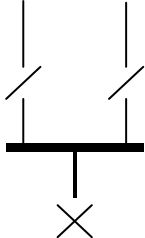




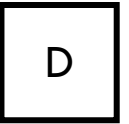

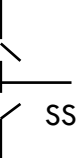
The figures quoted in the Examples are illustrative. Section 7 of this statement provides our charges and indicative costs to undertake various activities.

The Examples illustrate where we undertake both the Contestable and Non-Contestable Work. These costs will include the determination of the POC and assessment and design costs, though these may not be explicitly identified in the Examples.

Where Contestable Work is undertaken by an ICP, we will apply CIC Charges for services associated with the Contestable Works which would cover activities including design approval, inspection and monitoring. The CIC Charges shown in the Examples are for illustration only. For the avoidance of doubt, in each Example, where an ICP undertakes the Contestable Work, our Connection Charge will include the cost of the Non-Contestable Work and the CIC Charges but exclude the cost of Contestable Work.

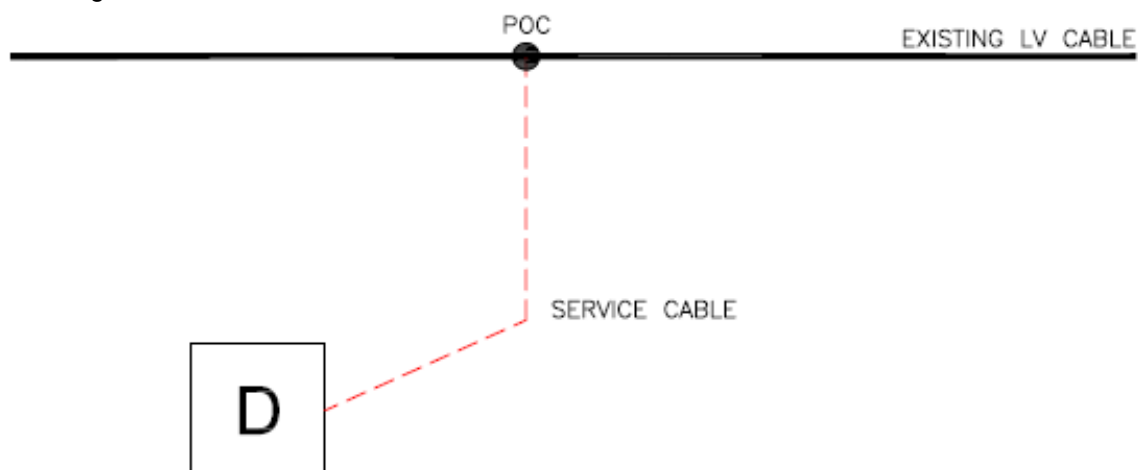
The Examples are generic and standard for all LDNOs. The actual designs are subject to our design policies.

## Key to Illustrations

	Circuit Breaker (any voltage)
	Switch
	Transformer
	Joint on cable
	High voltage ring main unit
	Existing cable
	Proposed cable
	Normal Open Point (NOP)
	Generator Customer
	Demand Customer
	Point of Connection (POC)
	Sub Station

**Example 1: A new connection to a domestic premise**

A Customer requests a LV single phase connection to a new house. The Premises can be connected to an existing LV main cable in the street.



The Connection Charge for this Scheme is calculated as follows:

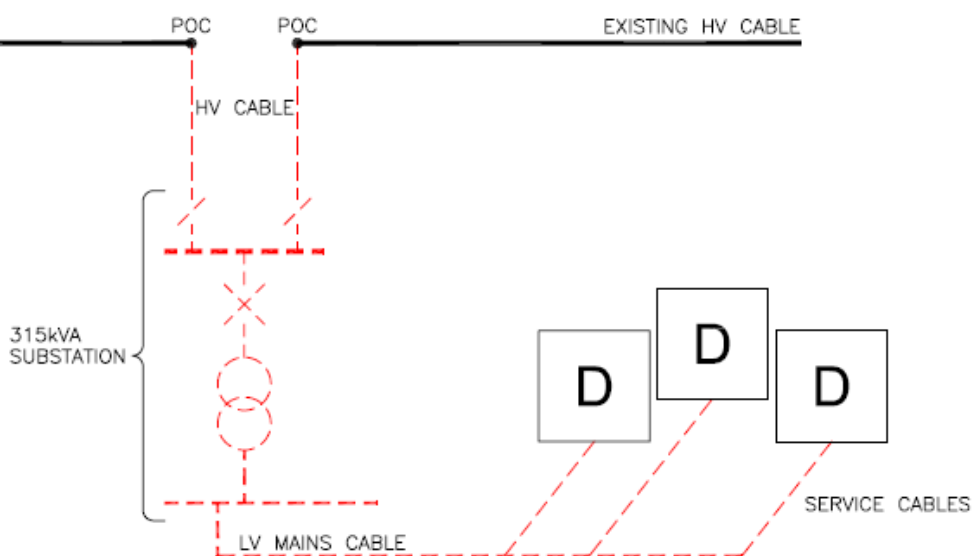
**Extension Assets:**

	Cost	Apportionment	Customer Contribution
<b>Contestable Work</b>			
15m service cable, excavation in footpath for joint hole to Customer laid duct, backfill and termination	£700	n/a	£700
<b>Non-Contestable Work</b>			
Single service breech joint	£400	n/a	£400
<b>Total Extension Asset Cost</b>			<b>£1,100</b>
<b>CIC Charges</b>			£100

**Total Connection Charge = £1,100**

### Example 2A: New connections on a domestic housing development

A housing developer requests connections for 200 domestic Premises. The Required Capacity to supply the 200 homes is 250kVA. A new distribution substation will be established to provide the Required Capacity of the site. The Minimum Scheme requires the substation to be looped into the existing HV network.



The Connection Charge for this Scheme is calculated as follows:

#### Extension Assets:

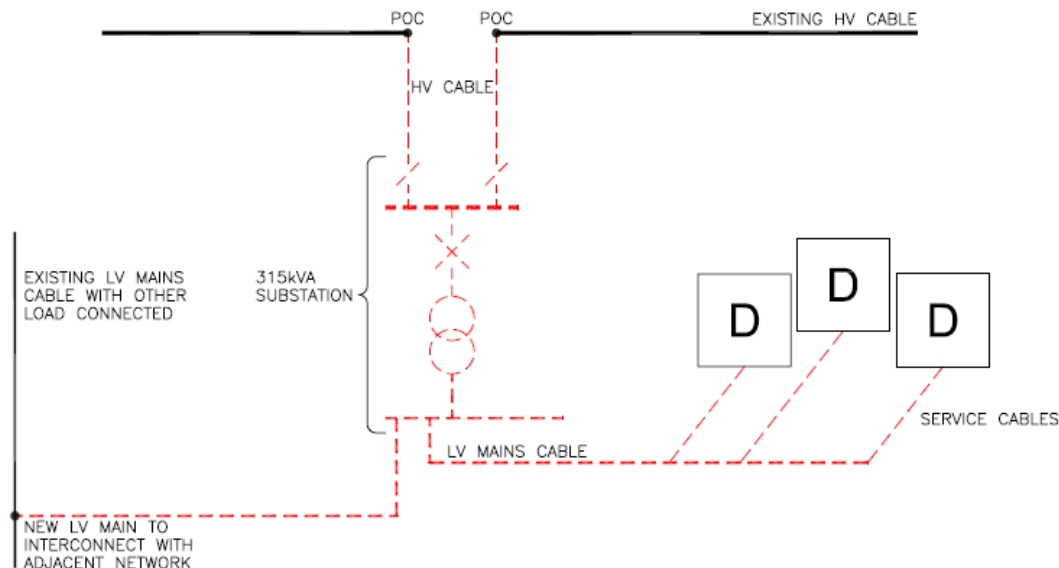
	Cost	Apportionment	Customer Contribution
<b>Contestable Work</b>			
Provision and installation 100m HV cable	£11,000	n/a	£11,000
315kVA substation	£24,000	n/a	£24,000
LV mains, service cables and terminations	£170,000	n/a	£170,000
<b>Non-Contestable Work</b>			
Two HV cable joints	£2,000	n/a	£2,000
<b>Total Extension Asset Cost</b>			<b>£207,000</b>
<b>CIC Charges</b>			£1,500

**Total Connection Charge = £207,000**

### Example 2B: New connections on a domestic housing development with interconnection.

This Example demonstrates the application of two of the exceptions to the apportionment rules, Exception 1 (paragraph 5.17) and Exception 2 (paragraph 5.18).

As in Example 2A, a housing developer requests connections for 200 domestic Premises. The Required Capacity to supply the 200 homes is 250kVA. A new distribution substation will be established to provide the Required Capacity of the site. The Minimum Scheme requires the substation to be looped into the existing HV network. However, in this Example there is an option to provide an additional LV cable to interconnect the distribution substation with the existing LV network. This option is over and above the Minimum Scheme.



Interconnecting into the existing LV network will increase the capacity of the existing Distribution System. Therefore, the assets that connect the HV and LV network would normally be considered to be Reinforcement. These assets (as shown on the diagram above) include the HV cable, the 315kVA substation and the interconnecting LV main. They exclude the LV mains and service cables from the 315kVA substation to the Customer's development. However, whether these assets are to be considered Reinforcement or Extension Assets depends upon who requested the LV interconnection and whether any capacity created is likely to be used. One of three scenarios will apply –

#### a) The LV interconnection is requested by the Customer (Exception 2).

In this case the Reinforcement is over and above the Minimum Scheme and requested by the Customer. Therefore, Exception 2 applies and all assets (including the interconnecting LV cable) will be treated as Extension Assets and their costs will be borne in full by the Customer. As the interconnecting LV main and associated LV joint are over and above the Minimum Scheme, a charge for their future operation and maintenance will be made.

The Connection Charge for this Scheme is calculated as follows:

#### Extension Assets:

	Cost	Apportionment	Customer Contribution
<b>Contestable Works</b>			
Provision and installation 100m 11kV cable (from existing HV network to substation)	£11,000	n/a	£11,000
315kVA substation	£24,000	n/a	£24,000
LV mains, service cables and terminations (from	£170,000	n/a	£170,000

substation to the Customer's development)			
Interconnecting LV Cable (from substation to existing LV network)	£10,000	n/a	£10,000
<b>Non-Contestable Works</b>			
Two HV cable joints	£2,000	n/a	£2,000
LV cable joint	£1000	n/a	£1,000
Difference between Minimum and the actual Scheme is £11,000. Operation & Maintenance @20%* of £11,000		n/a	£2,200
<b>Total Extension Asset Cost</b>	£218,000		<b>£220,200</b>
<b>CIC Charges</b>			£1,500

**Total Connection Charge = £220,200**

\*Note, the 20% Operation and Maintenance figure is illustrative.

- b) The LV interconnection is requested by us in order to create additional network capacity (No exception).

In this case, the assets connecting the existing HV and LV network add capacity to the existing network and none of the exceptions described in paragraphs 5.17-5.21 apply. Therefore they will be treated as Reinforcement. The costs of the Reinforcement assets that form part of the Minimum Scheme (the HV cable and associated HV joints; the 315kVA substation) will be apportioned. The interconnecting LV cable and associated LV joint are considered to be Reinforcement but, as they are over and above the Minimum Scheme and requested by us, the costs will be borne in full by us.

#### **Reinforcement:**

The RSN is that part or parts of the Distribution System that can be used to supply the Customer in both normal and abnormal running arrangements which, in this case, is the distribution substation and the HV Cables.

Security CAF calculation: the numerator in the CAF calculation is based upon the Required Capacity of the Customer, which is 250kVA. The denominator is based on the New Network Capacity following Reinforcement, which is 315kVA, i.e. the secure capacity of the distribution substation and HV cables.

The Connection Charge for this Scheme is calculated as follows:

#### **Reinforcement:**

	<b>Cost</b>	<b>Apportionment</b>	<b>Customer Contribution</b>
<b>Non-Contestable Work</b>			
Provision and installation 100m 11kV cable (from existing HV network to substation)	£11,000	250/315 =79.4%	£8,730
315 kVA substation	£24,000	as above	£19,048
Two HV cable joints	£2,000	as above	£1,587
Interconnecting LV Cable (from substation to existing LV network)	£10,000	In excess of Minimum Scheme	£0
LV Cable Joint	£1,000	In excess of Minimum	£0

		Scheme	
<b>Total Reinforcement Cost</b>	<b>£48,000</b>		<b>£29,365</b>

**Extension Assets:**

	<b>Cost</b>	<b>Apportionment</b>	<b>Customer Contribution</b>
<b>Contestable Work</b>			
LV mains, service cables and terminations (from the substation to the Customer's development)	£170,000	n/a	£170,000
<b>Total Extension Asset Cost</b>	<b>£170,000</b>		<b>£170,000</b>
<b>CIC Charges</b>			£1,500

**Total Connection Charge = £29,365 + £170,000 = £199,365**

- c) The LV interconnection is requested by us but there is little prospect of the capacity created being used (Exception 1).

In this case all the requirements of Exception 1 (paragraph 5.17) are met so the assets that connect the existing HV and LV Distribution System will be treated as Extension Assets and their costs will not be apportioned. The Customer will pay the costs associated with the Minimum Scheme in full. The interconnecting LV cable and associated LV joint as they are over and above the Minimum Scheme and requested by us, therefore the costs will be borne in full by us.

The Connection Charge for this Scheme is calculated as follows:

**Extension Assets:**

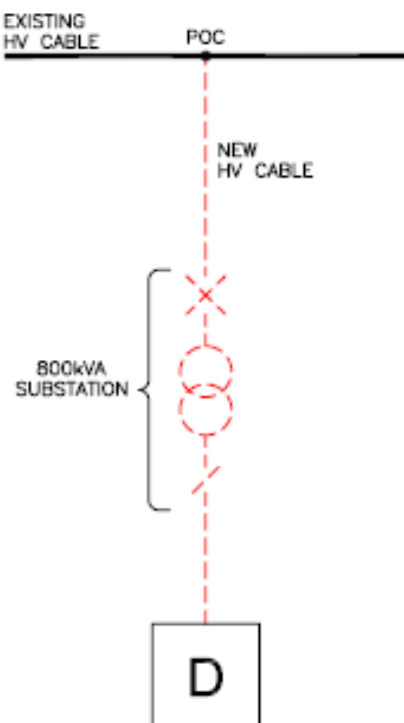
	<b>Cost</b>	<b>Apportionment</b>	<b>Customer Contribution</b>
<b>Contestable Works</b>			
Provision and installation 100m 11kV cable (from existing HV network to substation)	£11,000	n/a	£11,000
315 kVA substation	£24,000	n/a	£24,000
LV mains, service cables and terminations (from substation to the Customer's development)	£170,000	n/a	£170,000
<b>Non-Contestable Works</b>			
Two HV cable joints	£2,000	n/a	£2,000
Interconnecting LV Cable (from substation to existing LV network)	£10,000	In excess of Minimum Scheme	£0
LV Cable Joint	£1000	In excess of Minimum Scheme	£0
<b>Total Extension Asset Cost</b>	<b>£218,000</b>		<b>£207,000</b>
<b>CIC Charges</b>			£1,500

**Total Connection Charge = £207,000**

### Example 3: A new connection to a commercial Premises

A Customer requests a new LV three phase 600kVA connection to commercial Premises. Four scenarios for connection are considered below. The Minimum Scheme will be dependent on the specific circumstances as set out in paragraphs 5.1 to 5.7.

- a) Where the Minimum Scheme is a new 800kVA substation teed onto the existing HV network.



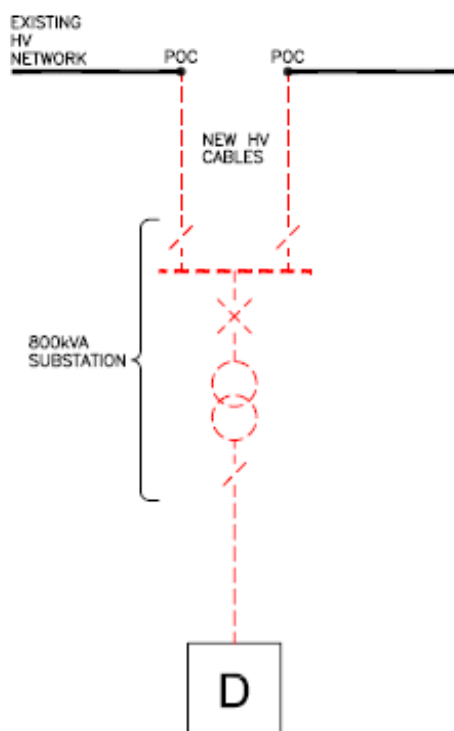
The Connection Charge for this Scheme is calculated as follows:

#### Extension Assets:

	Cost	Apportionment	Customer Contribution
<b>Contestable Work</b>			
Provision and installation of 150m of HV cable	£30,000	n/a	£30,000
800kVA substation	£17,000	n/a	£17,000
Provision and installation LV cabling	£4,400	n/a	£4,400
Metering panel	£800	n/a	£800
<b>Non-Contestable Work</b>			
HV joint to network	£1,900	n/a	£1,900
<b>Total Extension Asset Cost</b>	£54,100		<b>£54,100</b>
<b>CIC Charges</b>			£1,500

### Total Connection Charge = £54,100

In each of the following scenarios the Customer is connected with a looped connection, as illustrated in the following diagram.



- b) The Minimum Scheme is as for scenario a) above but the Customer requests an enhanced connection arrangement where the substation is looped into existing HV network.

The Connection Charge for this Scheme is calculated as follows:

#### Extension Assets:

	Cost	Apportionment	Customer Contribution
<b>Contestable Work</b>			
Provision and installation of 300m of HV cable	£35,000	n/a	£35,000
800kVA substation	£20,000	n/a	£20,000
Provision and installation LV cabling	£4,400	n/a	£4,400
Metering panel	£800	n/a	£800
<b>Non-Contestable Work</b>			
HV joints to network	£2,900	n/a	£2,900
Total Extension Asset Cost	£63,100		£63,100
Difference between Minimum and the actual Scheme is £9,000. Operation & Maintenance @20%* of £9,000			£1,800
<b>Total Extension Asset Cost</b>			<b>£64,900</b>
<b>CIC Charges</b>			£1,500

### Total Connection Charge = £64,900

\*Note, the 20% Operation and Maintenance figure is illustrative.

- c) The Minimum Scheme is as for scenario a) above but we request an Enhanced Scheme where the substation is looped into the existing HV network.

The Connection Charge for this Scheme is calculated as follows:

**Extension Assets:**

	<b>Cost</b>	<b>Apportionment</b>	<b>Customer Contribution</b>
<b>Contestable Work</b>			
Provision and installation of 300m of HV cable	£35,000	Minimum Scheme	£30,000
800kVA substation	£20,000	Minimum Scheme	£17,000
Provision and installation LV cabling	£4,400	n/a	£4,400
Metering panel	£800	n/a	£800
<b>Non-Contestable Work</b>			
HV joints to network	£2,900	Minimum Scheme	£1,900
<b>Total Extension Asset Cost</b>	<b>£63,100</b>		<b>£54,100</b>
<b>CIC Charges</b>			£1,500

**Total Connection Charge = £54,100**

- d) The Minimum Scheme is a new 800kVA substation looped into existing HV network.

The Connection Charge for this Scheme is calculated as follows:

**Extension Assets:**

	<b>Cost</b>	<b>Apportionment</b>	<b>Customer Contribution</b>
<b>Contestable Work</b>			
Provision and installation of 300m of HV cable looped to network, HV Ring Main Unit, 800kVA transformer	£35,000	n/a	£35,000
800kVA substation	£20,000	n/a	£20,000
Provision and installation LV cabling	£4,400	n/a	£4,400
Metering panel	£800	n/a	£800
<b>Non-Contestable Work</b>			
HV joints to network	£2,900	n/a	£2,900
<b>Total Extension Asset Cost</b>	<b>£63,100</b>		<b>£63,100</b>
<b>CIC Charges</b>			£1,500

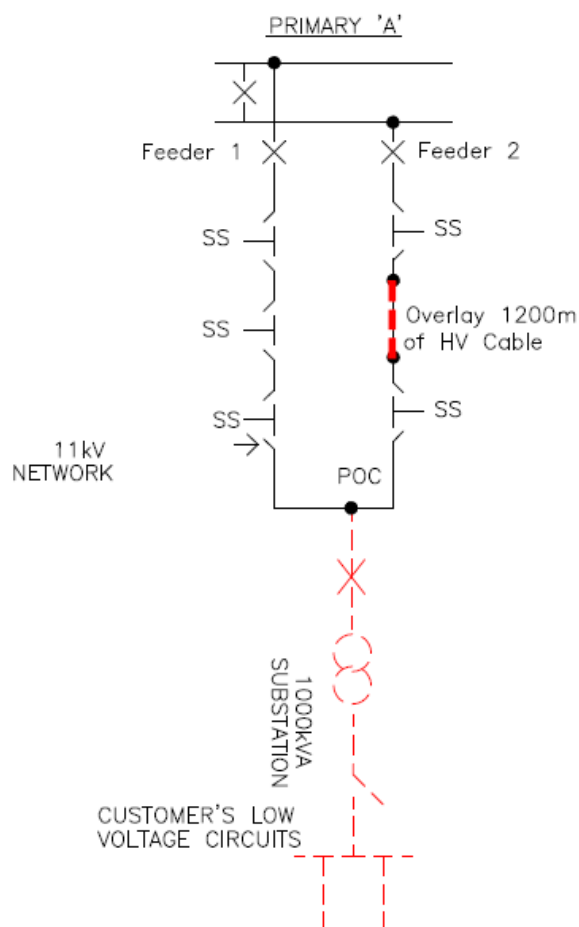
**Total Connection Charge = £63,100**

**Example 4: Additional load application for commercial Premises (requiring a new connection from the HV network)**

A Customer requests to increase the Maximum Capacity of their existing LV connection from 200kVA to 850kVA; an increase of 650kVA (the Required Capacity).

As the Customer's existing LV connection is unable to deliver the Required Capacity a new connection will be required from the local HV network. The Minimum Scheme is to overlay part of the nearest HV circuit (Feeder 2) which only has spare capacity of 200kVA. The Reinforcement to make the capacity available requires 1200m of existing HV cable to be overlaid with a larger capacity cable.

Following the Reinforcement the New Network Capacity will be 8000kVA. (i.e. after Reinforcement, in this particular case, the section of cable with the lowest rating in the ring represented by Feeder 1 and Feeder 2 is rated at 8000kVA).



**Reinforcement:**

The RSN is the two feeder ring comprising Feeder 1 and Feeder 2.

Security CAF calculation: As this request is from an existing customer the numerator in the CAF calculation is based upon the increment of capacity requested, i.e. 650kVA (850kVA – 200kVA). The denominator is based upon the New Network Capacity following the Reinforcement.

Fault Level CAF calculation: This Scheme does not have any significant Fault Level contribution to the existing shared use distribution network and the Fault Level CAF is therefore not applicable here.

The Connection Charge for this Scheme is calculated as follows:

**Reinforcement:**

	<b>Cost</b>	<b>Apportionment</b>	<b>Customer Contribution</b>
<b>Non Contestable Work</b>			
Overlay 1200m of HV cable	£120,000	650/ 8000 X 100% = 8.1%	£9,750
HV Jointing	£4,800	As above	£390
<b>Total Reinforcement Cost</b>	<b>£124,800</b>		<b>£10,140</b>

**Extension Assets:**

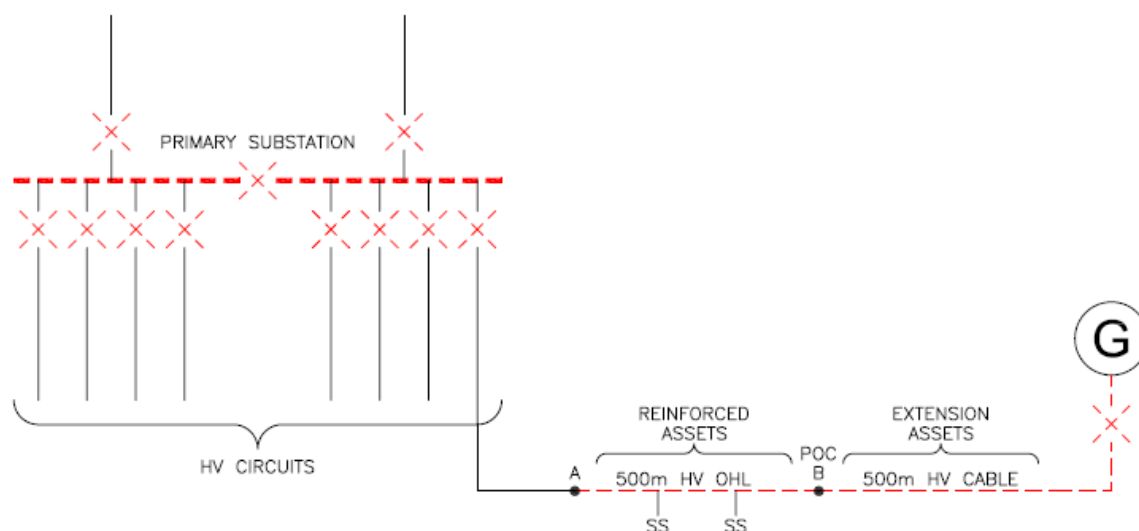
	<b>Cost</b>	<b>Apportionment</b>	<b>Customer Contribution</b>
<b>Contestable Work</b>			
Provision and installation HV cable	£29,000	n/a	£29,000
1000kVA substation	£20,000	n/a	£20,000
Termination of Customer's LV cables	£1,400	n/a	£1,400
LV Metering panel	£800	n/a	£800
<b>Non-Contestable Work</b>			
HV Jointing	£1,600	n/a	£1,600
<b>Total Extension Asset Cost</b>	<b>£52,800</b>		<b>£52,800</b>
<b>CIC Charges</b>			<b>£1,100</b>

**Total Connection Charge = £10,140 + £52,800 = £62,940**

**Example 5: Connection of a new embedded generator that requires Reinforcement involving Security and Fault Level CAFs.**

A Customer requests a connection to a generator with a Required Capacity for export purposes of 3MVA. The Fault Level contribution at the primary substation from the generation connection is 10MVA. The POC is to the existing HV network at point B and it is proposed to install 500m of HV underground cable from the POC to the Customer's installation.

The connection requires the Reinforcement of 500m of HV overhead line between points A and B and replacement of the existing 11 panel HV switchboard at the primary substation which will increase its fault level rating from 150MVA to 350MVA. However, this will be limited by the fault level rating of the local network of 250MVA.



**Reinforcement:**

The RSN is the HV network from the primary substation to Point B.

Security CAF calculation: the numerator in the CAF calculation is based upon the Required Capacity of the Customer, i.e. 3MVA. The denominator is based on the New Network Capacity following Reinforcement, which is 7.6MVA, i.e. after Reinforcement, in this particular case, the section of cable with the lowest rating.

Fault Level CAF calculation: The numerator in the CAF calculation is based upon the Fault Level contribution from the Customer's new generator connection, in this Example 10MVA. The denominator is based upon the New Fault Level Capacity, which is the lower of the Fault Level capacity of the new HV switchboard, 350MVA or of the local system, 250MVA in this Example.

The Connection Charge for this Scheme is calculated as follows:

**Reinforcement:**

	<b>Cost</b>	<b>Apportionment</b>	<b>Customer Contribution</b>
<b>Non Contestable Work</b>			
Re-conductor of 500m of HV overhead line	£49,000	$3/7.6 \times 100\% = 39.5\%$ Security CAF	£19,342
Replacement of existing 11 panel 11kV switchgear	£540,000	$3 \times (10/250) \times 100\% = 12.0\%$ Fault Level CAF	£64,800
<b>Total Reinforcement Cost</b>	<b>£589,000</b>		<b>£84,142</b>

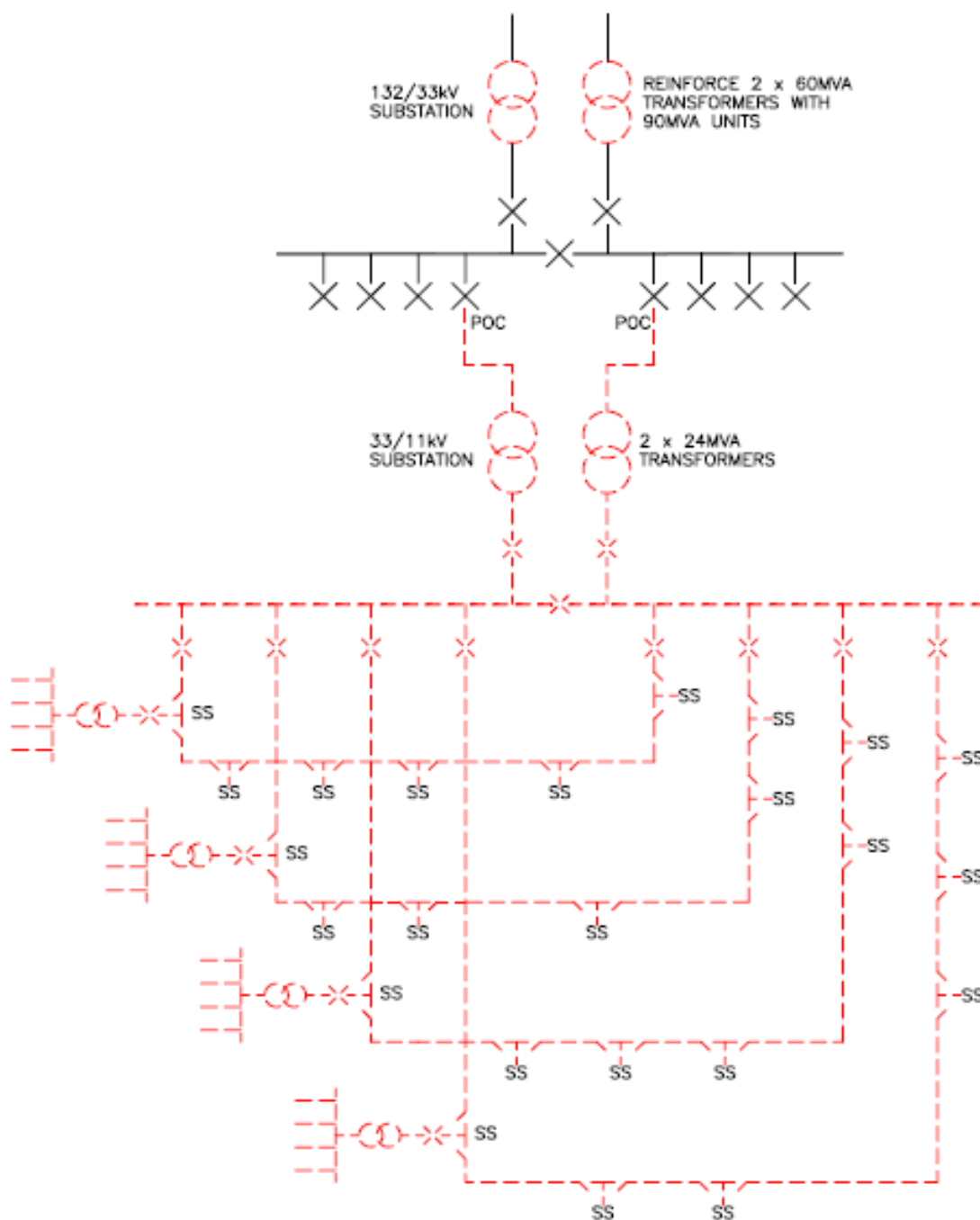
**Extension Assets:**

	<b>Cost</b>	<b>Apportionment</b>	<b>Customer Contribution</b>
<b>Contestable Work</b>			
Installation of 500m HV cable	£47,000	n/a	£47,000
HV circuit breaker at Customer's substation	£10,000	n/a	£10,000
<b>Non-Contestable Work</b>			
HV pole top termination	£1,400	n/a	£1,400
<b>Total Extension Asset Cost</b>	<b>£58,400</b>		<b>£58,400</b>
<b>CIC Charges</b>			£1,100

**Total Connection Charge = £84,142 + £58,400 = £142,542**

### Example 6A: Connection of Mixed Housing and Commercial Development (SP Manweb only)

The Customer requests 18MVA for a new mixed housing & commercial development site which comprises of 7,000 plots and a mixture of small commercial Premises. The POC on the network will be at the two existing 33kV circuit breakers located at the 132/33kV substation approximately 600m from the site boundary. In order to accommodate the Required Capacity it will be necessary to reinforce the two 60MVA, 132/33kV, transformers with 90MVA transformers. It will then be necessary to extend the network and establish a 2 by 24MVA transformer 33/11kV substation on site with an extendable HV board in this new substation. The HV board will comprise of 2 incomer, 1 bus section and 8 outgoing circuit breakers. From this substation there will be 3km of HV cable required to supply 24 substations. From each of these 24 substations there will be associated LV cable and services as required.





**Reinforcement:**

The RSN for the Reinforcement is the existing 132/33kV substation

Security CAF calculation: the numerator in the CAF calculation is based upon the Required Capacity of the Customer, i.e. 18MVA. The denominator is based on the New Network Capacity following Reinforcement, i.e. 90MVA.

Fault Level CAF calculation: This Scheme does not have any significant Fault Level contribution to the existing shared use distribution network and Fault Level CAF is therefore not applicable here.

The Connection Charge for this Scheme is calculated as follows:

**Reinforcement:**

	Cost	Apportionment	Customer Contribution
<b>Non Contestable Work</b>			
Replace two 60MVA, 132/33kV transformers with two 90MVA transformers.	£1,500,000	18/90 X 100% = 20.0%	£300,000
<b>Total Reinforcement Cost</b>			<b>£300,000</b>

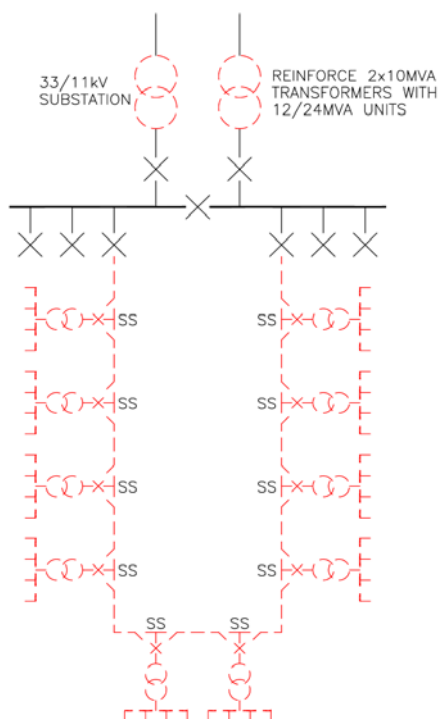
**Extension Assets:**

	Cost	Apportionment	Customer Contribution
<b>Contestable Work</b>			
600m of 2 by 33kV cable	£180,000	n/a	£180,000
3000m of HV circuits, 24 HV/LV substations, LV cable and services	£7,000,000	n/a	£7,000,000
2 by 24MVA transformer substation	£2,000,000	n/a	£2,000,000
<b>Non-Contestable Work</b>			
Terminate two 33kV cables on to two existing 33kV circuit breakers.	£25,000	n/a	£25,000
<b>Total Extension Asset Cost</b>	£9,205,000		<b>£9,205,000</b>
<b>CIC Charges</b>			£15,000

**Total Connection Charge = £9,205,000 + £300,000 = £9,505,000**

**Example 6B: Connection of Mixed Housing and Commercial Development**

The Customer requests 6 MVA for a new mixed housing & commercial development site which comprises of 2,000 plots and a mixture of small commercial Premises. The POC on the network will be at two existing 11kV circuit breakers located at the 33/11kV substation approximately 600m from the site boundary. In order to accommodate the Required Capacity it will be necessary to reinforce the two 10 MVA, 33/11kV, transformers with 12/24 MVA transformers. From this substation there will be 3km of HV cable required to supply 10 substations. From each of these 10 substations there will be associated LV cable and services as required.



#### Reinforcement:

The RSN for the Reinforcement is the existing 33/11 kV substation

Security CAF calculation: the numerator in the CAF calculation is based upon the Required Capacity of the Customer, i.e. 6 MVA. The denominator is based on the New Network Capacity following Reinforcement, i.e. 24 MVA.

Fault Level CAF calculation: This Scheme does not have any significant Fault Level contribution to the existing shared use distribution network and Fault Level CAF is therefore not applicable here.

The Connection Charge for this Scheme is calculated as follows:

#### Reinforcement:

	Cost	Apportionment	Customer Contribution
<b>Non Contestable Work</b>			
Replace two 10 MVA, 33/11 kV transformers with two 12/24 MVA transformers.	£ 900,000	$6/24 \times 100\% = 25.0\%$	£ 225,000
<b>Total Reinforcement Cost</b>			<b>£ 225,000</b>

#### Extension Assets:

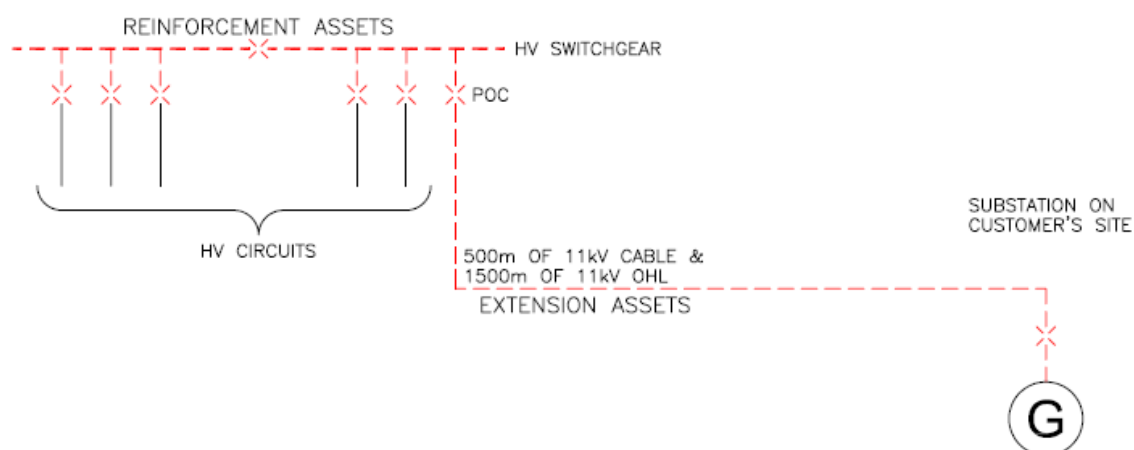
	Cost	Apportionment	Customer Contribution
<b>Contestable Work</b>			
3000m of HV circuits, 10 HV/LV substations, LV cable and services	£ 2,000,000	n/a	£ 2,000,000
<b>Non-Contestable Work</b>			

Terminate 11kV cables on to 2 x existing 11kV circuit breakers at primary substation	£ 15,000	n/a	£ 15,000
<b>Total Extension Asset Cost</b>	£ 2,015,000		<b>£ 2,015,000</b>
<b>CIC Charges</b>			£ 10,000

**Total Connection Charge = £ 2,015,000+ £ 225,000 = £ 2,240,000**

### Example 7A: New 3MVA Generation Connection, Fault Level Triggered Reinforcement

A Customer wishes to connect a new generator with a Required Capacity for export purposes of 3MVA. The connection of the generator requires the installation of 500m of 11kV cable and 1500m of overhead line between a new circuit breaker, added to the 11kV extensible switchgear panel at an existing primary substation and a new substation at the Customer's Premises. The 24MVA Fault Level contribution from the generator necessitates Reinforcement works to replace the 11kV switchgear at the existing primary substation with switchgear of a higher fault level rating.



#### Reinforcement:

Fault Level CAF calculation: The numerator in the CAF calculation is based upon the Fault Level contribution from the Customer's new generator connection, in this Example 24MVA. The denominator is based upon the New Fault Level Capacity, in this Example the Fault Level capacity of the new 11kV switchboard, 315MVA.

The Connection Charge for this Scheme is calculated as follows:

#### Reinforcement:

	Cost	Apportionment	Customer Contribution
<b>Non Contestable Work</b>			
Replacement HV switchboard (excluding Customer's sole use circuit breaker)	£450,000	$3 \times (24/315) \times 100\% = 22.9\%$	£102,857
<b>Total Reinforcement Cost</b>	£450,000		<b>£102,857</b>

#### Extension Assets:

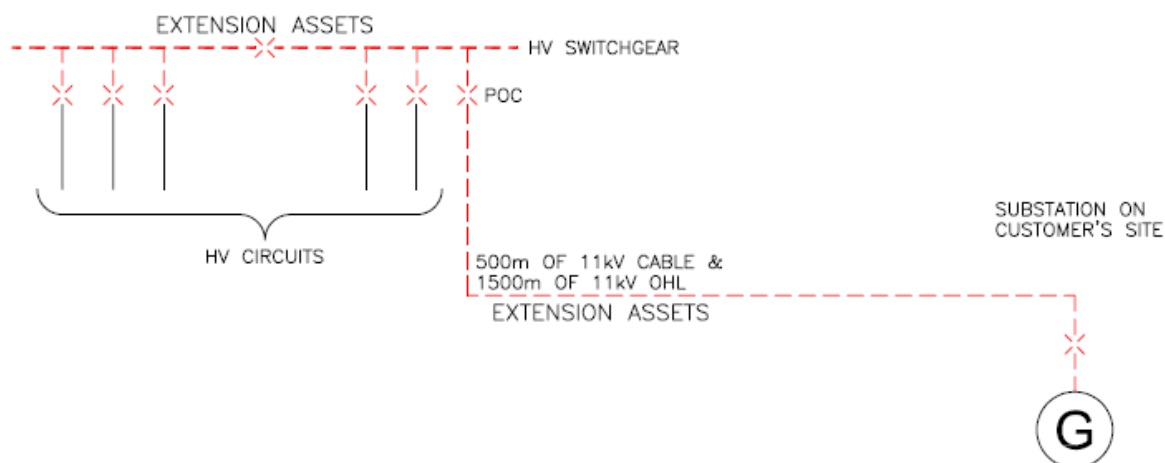
	Cost	Apportionment	Customer Contribution
<b>Non-Contestable Work</b>			
HV circuit breaker at primary substation	£25,000	n/a	£25,000
<b>Contestable Work</b>			
Installation of a 500m HV cable	£40,000	n/a	£40,000
Installation of a 1500m HV overhead line	£35,000	n/a	£35,000
HV circuit breaker at Customer substation	£25,000	n/a	£25,000
<b>Total Extension Asset Cost</b>	£100,000		<b>£125,000</b>
<b>CIC Charges</b>			£1,100

**Total Connection Charge = £102,857 + £125,000 = £227,857**

#### **Example 7B: New 3MVA Generation Connection, Switchgear Extension Not Possible**

This example demonstrates the application of Exception 4 (paragraph 5.20).

A Customer requests to connect a new generator with a Required Capacity for export purposes of 3MVA. The connection of the generator requires the installation of the works as provided in Example 7A above. In this scenario, however, there is no Fault Level issue but, as the connection cannot be facilitated by an extension of the existing switchgear equipment in our primary substation, a full replacement of the existing switchgear installation is required. As no capacity is added to the existing shared use distribution network, the Customer will be required to fund the full cost of the switchgear installation replacement.



The existing switchgear had fault level rating of 250MVA. The company no longer uses switchgear with a fault level rating of 250MVA, so uses the closest equivalent switchgear used by it as standard, which has a slightly higher rating. Whilst the replacement switchgear increases the fault level capacity and could be considered Reinforcement, in this case this is due solely to the fault level rating of the standard equipment used by the company being higher than the fault level rating of the existing switchgear. The increase in fault level capacity is not required to connect the customer. Therefore, Exception 4 (Paragraph 5.20) applies and the switchgear will be considered to be Extension Assets and its costs will be charged in full to the customer.

The Connection Charge for this Scheme is calculated as follows:

#### **Extension Assets:**

	<b>Cost</b>	<b>Apportionment</b>	<b>Customer Contribution</b>
<b>Contestable Work</b>			
Installation of a 500m HV cable	£40,000	n/a	£40,000
Installation of a 1500m HV overhead line	£35,000	n/a	£35,000
HV circuit breaker at Customer substation	£25,000	n/a	£25,000
<b>Non-Contestable Work</b>			
Replacement 11kV switchboard	450,000	n/a	450,000
New Extension Asset circuit breaker	£25,000	n/a	£25,000
<b>Total Extension Asset Cost</b>	<b>£575,000</b>		<b>£575,000</b>
<b>CIC Charges</b>			<b>£1,100</b>

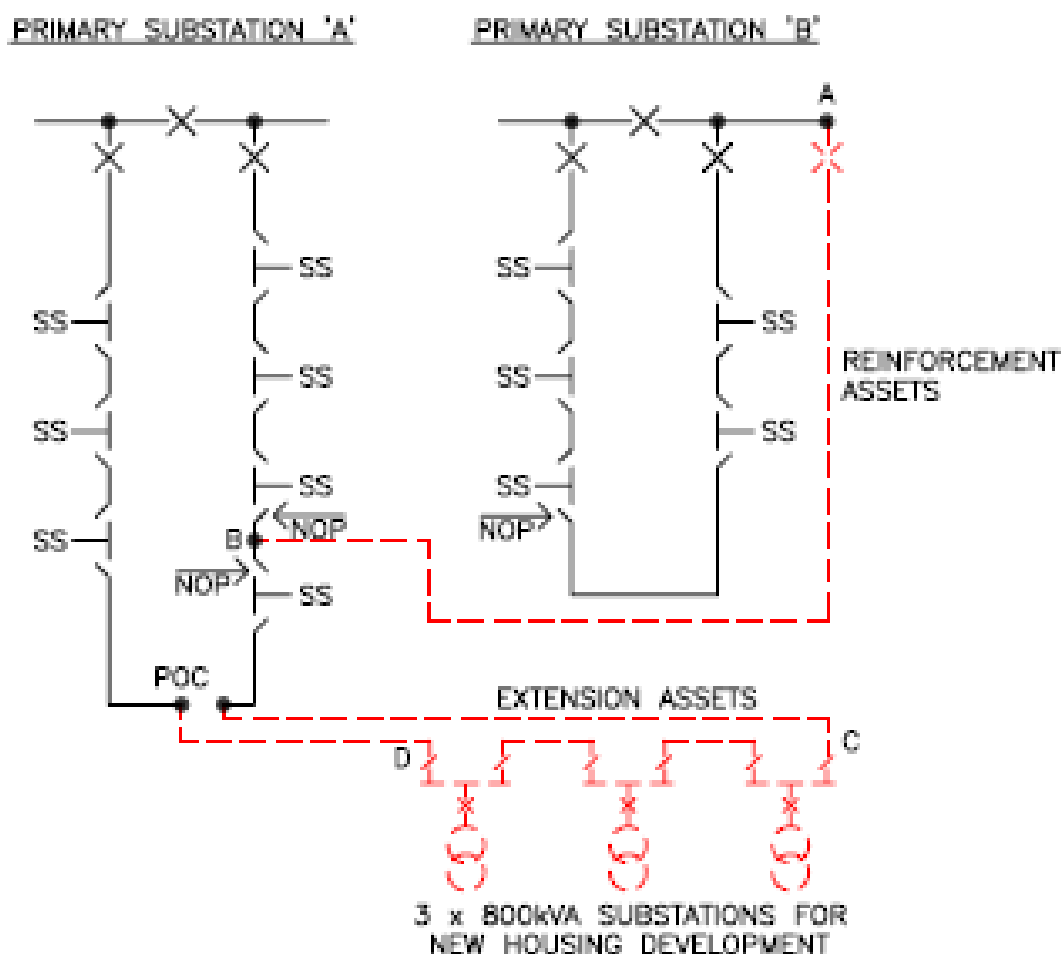
**Total Connection Charge = £575,000**

### Example 8A: Connection of housing development with network Reinforcement

A new housing development has a Required Capacity of 2MVA to serve 900 plots. The local 11kV feeder has a network capacity of 7.7MVA based upon the limitation of the existing 400 Amp circuit breakers at Primary Substation A. The existing load on the circuit is 7.6MVA. It is therefore not possible to connect the new load to this circuit without Reinforcement works. To reinforce the circuit it is proposed to install a new circuit breaker at Primary Substation B and install a new 11kV feeder (also rated at 7.7MVA) to the local 11kV circuit. The new 11kV feeder is used to split the existing circuit from a two to a three feeder network. The newly installed cable between point A and B is 1300m long. The newly installed cable to connect the development from the POC is 1200m.

This Reinforcement will allow a POC to be taken from the local 11kV circuit to supply the new development. Three 800kVA distribution substations are established onsite. The above work represents the Minimum Scheme to provide services to the new site.

The figure below shows the proposed Reinforcement and POC to the 11kV network:



**Reinforcement:**The RSN for the Reinforcement

For the Reinforcement CAF the RSN is considered to be the three feeder 11kV network comprising the two feeders from Primary Substation A and the new feeder from Primary Substation B as this new feeder is capable of feeding either of the existing circuits. The numerator in the CAF calculation is based upon the Required Capacity of the new development, i.e. 2MVA. In this case, the New Network Capacity (under N -1 conditions) following the Reinforcement works is equal to  $(3 - 1) \times 7.7\text{MVA} = 15.4\text{MVA}$

Fault Level CAF calculation: This Scheme does not have any significant Fault Level contribution to the existing shared use distribution network and Fault Level CAF is therefore not applicable here.

The Connection Charge for this Scheme is calculated as follows:

**Reinforcement:**

	Cost	Apportionment	Customer Contribution
<b>Non Contestable Work</b>			
1300m of 11kV Cable	£130,000	$2/15.4 \times 100\% = 13.0\%$	£16,883
11kV Circuit Breaker at Primary Substation B	£45,000	As above	£5,844
11kV jointing at Point B	£3,000	As above	£390
<b>Total Reinforcement Cost</b>	<b>£178,000</b>		<b>£23,117</b>

**Extension Assets:**

	Cost	Apportionment	Customer Contribution
<b>Contestable Work</b>			
1200m of 11kV Cable	£120,000	n/a	£120,000
3 by 800kVA distribution substations	£150,000	n/a	£150,000
On site LV mains and services	£330,000	n/a	£330,000
<b>Non-Contestable Work</b>			
2 by 11kV closing joints	£5,000	n/a	£5,000
<b>Total Extension Asset Cost</b>	<b>£605,000</b>		<b>£605,000</b>
<b>CIC Charges</b>			<b>£3,500</b>

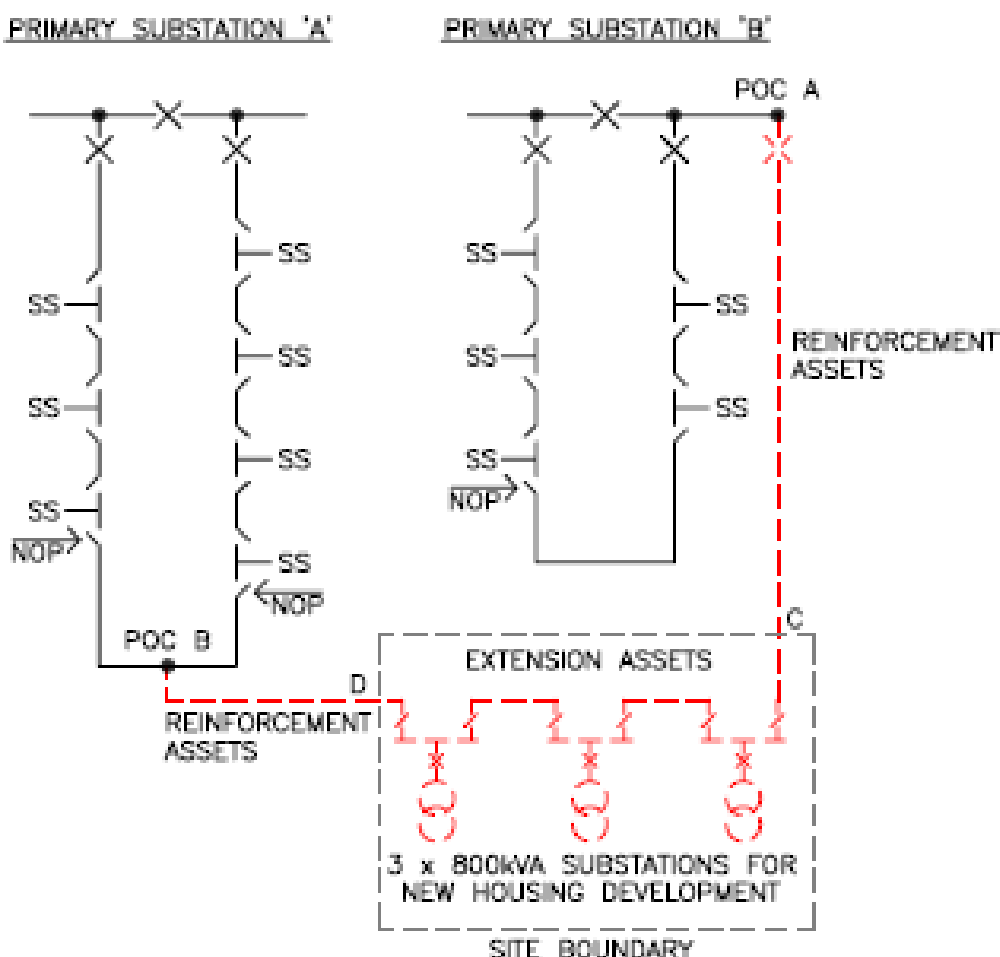
**Total Connection Charge = £23,117 + £605,000 = £628,117**

### Example 8B: Connection of housing development

This example demonstrates the application of Exception 5 (paragraph 5.21)

In this variation of the previous Example the site is closer to Primary Substation B and the Minimum Scheme is to connect the new load to the new 11kV feeder from Primary Substation B and provide interconnection to an existing 11kV feeder from Primary Substation A. In this Example 600m of 11kV cable on site (between Points C and D) is required to provide connectivity within the development and is considered to be Extension Assets.

The figure below shows the proposed network.



The assets connecting POC A and POC B add capacity to the existing network, so would normally be treated as Reinforcement. These comprise –

- the assets between the Customer's site and POC A (POC A to point C);
- the assets between the Customer's site and POC B (POC B to point D); and
- the 600m of 11kV cable on site.

The three 800kVA substations are not considered to provide connection between POC A and POC B. The 600m of 11kV cable on site is additional network length to provide connectivity between multiple exit points on the Customer's site. Therefore, Exception 5 applies and the 600m of 11kV cable on site will be treated as Extension Assets and its costs will be charged in full to the customer. No exceptions apply to the assets between POC A and point C and POC B and point D. Therefore, these will be treated as Reinforcement and their costs will be apportioned.

**Reinforcement:**The RSN for the Reinforcement

The RSN is considered to be the three feeder 11kV network comprising the two feeders from Primary Substation A and the new feeder from Primary Substation B as any of these can be used to supply the Customer in normal and outage conditions. As in the above example the numerator in the CAF calculation is based upon the Required Capacity of the new development, i.e. 2MVA. In this case, however the work to provide the connection will increase the capacity of the existing shared use Distribution System from 7.7MVA to 15.4MVA. The New Network Capacity (under N -1 conditions) following the Reinforcement works is equal to  $(3 - 1) \times 7.7\text{MVA} = 15.4\text{MVA}$

Fault Level CAF calculation: This Scheme does not have any significant Fault Level contribution to the existing shared use Distribution System and Fault Level CAF is therefore not applicable here.

The Connection Charge for this Scheme is calculated as follows:

**Reinforcement:**

	Cost	Apportionment	Customer Contribution
<b>Non Contestable Works</b>			
1 new 11kV Circuit Breaker tailed out from primary substation A	£45,000	$2/15.4 \times 100\% = 13.0\%$	£5,844
2 by 11kV closing joints	£5,000	As above	£649
700m of 11kV cable from primary A to site	£70,000	As above	£9,091
600m of 11kV cable from POC B to site	£60,000	As above	£7,792
<b>Total Reinforcement Cost</b>	<b>£180,000</b>		<b>£23,376</b>

**Extension Assets:**

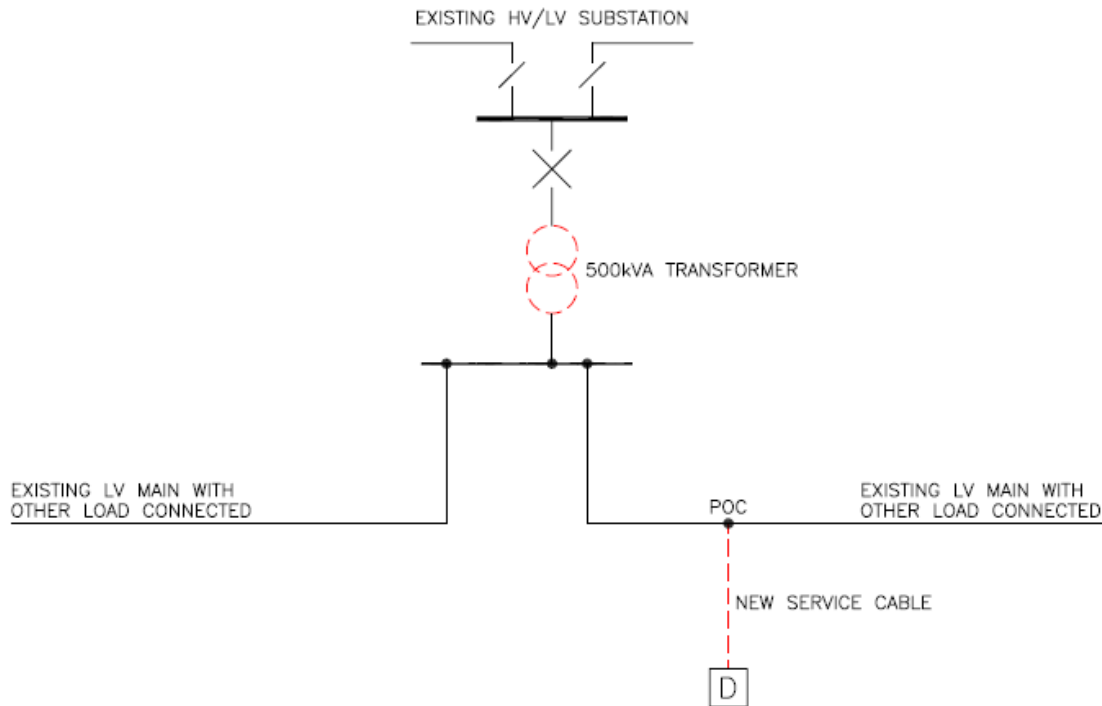
	Cost	Apportionment	Customer Contribution
<b>Contestable Works</b>			
600m of 11kV cable on site	£60,000	n/a	£60,000
3 by 800KVA unit Substation	£150,000	n/a	£150,000
On site LV mains and services	£330,000	n/a	£330,000
<b>Non-Contestable Work</b>			
2 by 11kV cable box terminations	£2,000	n/a	£2,000
<b>Total Extension Asset Cost</b>	<b>£542,000</b>		<b>£542,000</b>
<b>CIC Charges</b>			<b>£3,500</b>

**Total Connection Charge = £23,376 + £542,000 = £565,376**

### Example 9: Minimum Scheme

A Customer requests a new 100kVA connection. There is sufficient spare capacity on the adjacent LV main but the existing 300kVA transformer at the local 11kV/LV substation is fully loaded.

- a) The Minimum Scheme is to provide a new service cable and to replace the 300kVA transformer at the local substation with a 500kVA transformer.



#### Reinforcement:

The RSN for the Reinforcement is the HV/LV transformer

Security CAF calculation: the numerator in the CAF calculation is based upon the Required Capacity of the Customer, i.e. 100kVA. The denominator is based on the New Network Capacity following Reinforcement, i.e. 500kVA.

Fault Level CAF calculation: This scheme does not have any significant Fault Level contribution to the existing shared use distribution network and Fault Level CAF is therefore not applicable here.

The Connection Charge for this Scheme is calculated as follows:

#### Reinforcement:

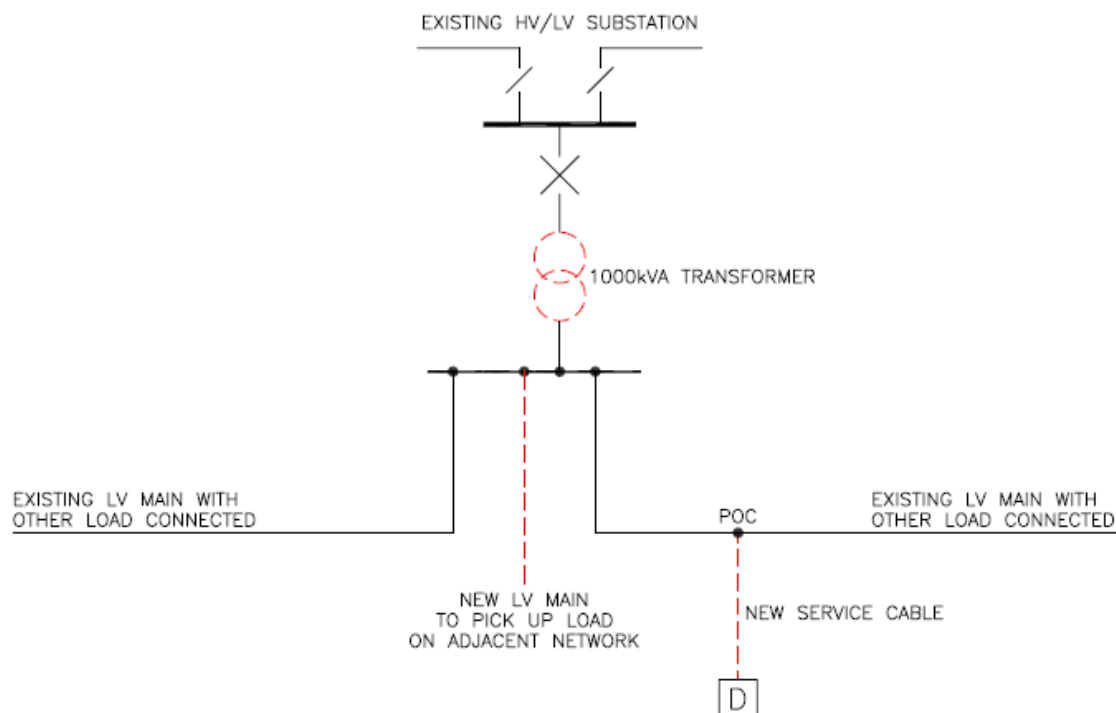
	Cost	Apportionment	Customer Contribution
<b>Non Contestable Work</b>			
Replacement 500kVA transformer	£10,000	$100/500 \times 100\% = 20.0\%$	£2,000
<b>Total Reinforcement Cost</b>	£10,000		<b>£2,000</b>

### Extension Assets:

	Cost	Apportionment	Customer Contribution
<b>Contestable Work</b>			
Provision and installation of LV service cable	£1,500	n/a	£1,500
<b>Non-Contestable Work</b>			
LV joints to network	£500	n/a	£500
<b>Total Extension Asset Cost</b>	<b>£2,000</b>		<b>£2,000</b>
<b>CIC Charges</b>			<b>£200</b>

**Total Connection Charge = £2,000 + £2,000 = £4,000**

- b) However the DNO wishes to carry out an Enhanced Scheme to install a 1000kVA transformer at the local substation and install a new LV main that will connect to and pick up load from an adjacent LV network.



The RSN for the Reinforcement is the HV/LV transformer

Security CAF calculation: the numerator in the CAF calculation is based upon the Required Capacity of the Customer, i.e. 100kVA. The denominator is based on the New Network Capacity following Reinforcement, i.e. 1000kVA.

Fault Level CAF calculation: This scheme does not have any significant Fault Level contribution to the existing shared use distribution network and Fault Level CAF is therefore not applicable here.

**Reinforcement:**

	<b>Cost</b>	<b>Apportionment</b>	<b>Customer Contribution</b>
<b>Non Contestable Work</b>			
Replacement 1000kVA transformer	£15,000	100/1000 x 100% = 10.0%	£1,500
<b>Total Reinforcement Cost</b>	<b>£15,000</b>		<b>£1,500</b>

**Extension Assets:**

	<b>Cost</b>	<b>Apportionment</b>	<b>Customer Contribution</b>
<b>Contestable Work</b>			
Provision and installation of LV service cable	£1,500	n/a	£1,500
<b>Non-Contestable Work</b>			
LV joints to network	£500	n/a	£500
<b>Total Extension Asset Cost</b>	<b>£2,000</b>		<b>£2,000</b>
<b>CIC Charges</b>			<b>£200</b>

**Total Connection Charge = £1,500 + £2,000 = £3,500**

**The cost of the new LV mains will be met by us and does not form part of the Connection Charge.**

- c) In this instance the Connection Charge resulting from the Enhanced Scheme is lower than that resulting from the Minimum Scheme and the Customer would benefit from the lower Connection Charge and pay £3,500 (paragraph 5.5 refers).

If, however under the proposed DNO Scheme the transformer cost was £25,000 then the resultant Connection Charge would be considered as follows:

**Reinforcement:**

	<b>Cost</b>	<b>Apportionment</b>	<b>Customer Contribution</b>
<b>Non Contestable Work</b>			
Replacement 1000kVA transformer	£25,000	100/1000 x 100% = 10.0%	£2,500
<b>Total Reinforcement Cost</b>	<b>£25,000</b>		<b>£2,500</b>

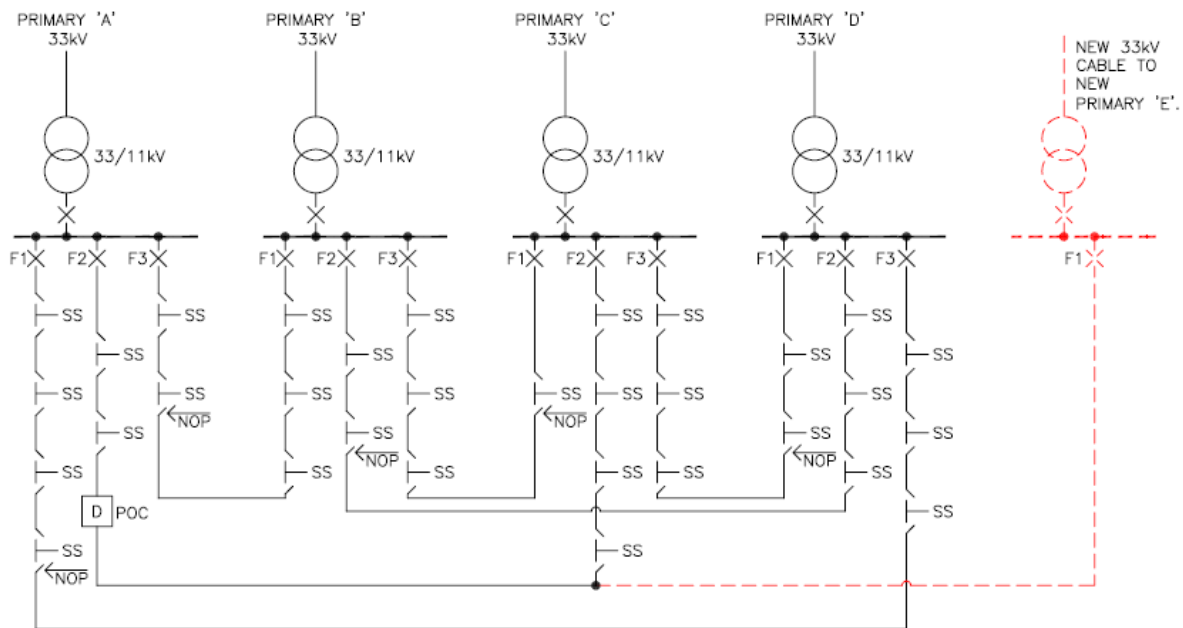
**Extension Assets:**

	<b>Cost</b>	<b>Apportionment</b>	<b>Customer Contribution</b>
<b>Contestable Work</b>			
Provision and installation of LV service cable	£1,500	n/a	£1,500
<b>Non-Contestable Work</b>			
LV joints to network	£500	n/a	£500
<b>Total Extension Asset Cost</b>	<b>£2,000</b>		<b>£2,000</b>
<b>CIC Charges</b>			£200

**Total Connection Charge = £2,500 + £2,000 = £4,500 but in this instance the Customer contribution will be capped at the contribution that would have been due under the Minimum Scheme, i.e. £4,000 (paragraph 5.5 refers).**

**Example 10: A new connection application for commercial Premises on a meshed 11kV distribution system requiring Reinforcement.**

A Customer requests a new connection to a commercial premise requiring a 4MVA HV metered connection. The local 11kV network is of a meshed design whereby the 11kV network is supplied from single 33/11kV primary transformers via 33kV radial feeds as shown below.



The existing network consists of four 10MVA primary transformer substations and associated 11kV switchgear. A new connection of 4MVA has been requested in the vicinity of F2 from Primary A.

The existing relevant primary transformer group is loaded to its secure capacity so the primary transformer group will require Reinforcement to enable the new connection to progress.

To provide the Required Capacity, the 11kV network will be reinforced by the installation of a new primary substation connected to the nearest 33kV circuit. The new primary substation (Primary E) will contain a 10MVA transformer, associated 11kV switchgear and a new 11kV (7.7 MVA) cable installed to interconnect into the existing 11kV network (from F2 at Primary A to F2 at Primary C).

**Reinforcement:**

Security CAF calculation: In this example there are two different security CAFs applied. This is because the RSN is different when considering the new network capacity in respect of different elements of the Reinforcement works.

The RSN for the Reinforcement comprising the 11kV Cable Works:

For the 11kV cable assets the RSN is considered to be the three feeder 11kV network from Primary A (Feeder 2), Primary C (Feeder 2) and Primary E (Feeder 1). In this case the New Network Capacity (under N -1 conditions) following the Reinforcement works is equal to

$$(3 - 1) \times 7.7\text{MVA} = 15.4\text{MVA}$$

This is due to the fact that following the Reinforcement work both of the existing circuits; Primary A, Feeder 2 and Primary C, Feeder 2 can be loaded to their full capacity and will have the newly installed clean feeder from Primary E to act as a back feed to meet the requirements of P2/6.

The security CAF for these assets will therefore be  $4/15.4 \times 100\% = 26.0\%$

The RSN for the Reinforcement comprising the Primary substation assets:

In this instance the RSN is the three primary transformers (Primary A, C and E) within the group that can be used to supply the customer in normal and abnormal conditions. The New Network Capacity of this RSN (under N -1 conditions) following the Reinforcement works is equal to 17.7MVA. (10MVA from either Primary A or Primary C and 7.7MVA from Primary E which is limited by the single 11kV cable connected to it.

The security CAF for these assets will therefore be  $4/17.7 \times 100\% = 22.6\%$

Fault Level CAF calculation: This Scheme does not have any significant Fault Level contribution to the existing shared use distribution network and Fault Level CAF is therefore not applicable here.

The Connection Charge for this Scheme is calculated as follows:

**Reinforcement:**

	Cost	Apportionment	Customer Contribution
<b>Non Contestable Works</b>			
500m 11kV cable from new primary substation E	£50,000	$4/15.4 \times 100\% = 26.0\%$	£12,987
1 by 11kV closing joints	£4,000	As above	£1,039
11kV switchgear at new Primary E	£80,000	$4/17.7 \times 100\% = 22.6\%$	£18,079
Primary transformer	£600,000	As above	£135,593
2.5km of 33kV cable installation	£500,000	As above	£112,994
33kV Circuit Breaker	£70,000	As above	£15,819
33kV Terminations	£10,000	As above	£2,260
<b>Total Reinforcement Cost</b>	<b>£1,314,000</b>		<b>£298,771</b>

**Extension Assets:**

	Cost	Apportionment	Customer Contribution
<b>Contestable Work</b>			
HV ring main unit	£20,000	n/a	£20,000
HV metering unit	£10,000	n/a	£10,000
500m of 11kV cable	£100,000	n/a	£100,000
<b>Non-Contestable Work</b>			
2 by 11kV closing joints	£5,000	n/a	£5,000
<b>Total Extension Asset Cost</b>	<b>£135,000</b>		<b>£135,000</b>
<b>CIC Charges</b>			<b>£3,500</b>

**Total Customer Contribution = £298,771 + £135,000 = £433,771**

## **Section 6 – Our Specific Connection Charging Methodology**

### **Introduction**

This Section sets out our Specific Connection Charging Methodology.

- 6.1 Any changes to this section must be in accordance with the provisions set out in Condition 13 of the Licence.

### **Payment Terms**

- 6.2 In most circumstances we will require payment in full upon acceptance of the Connection Offer or POC Offer. For large projects where the construction period is over 12 months payments may be phased, subject to our agreement. Where phased payments are agreed the payments will always be in advance of committed expenditure.

### **Connection Offer and POC Offer Terms and Conditions**

- 6.3 Connection Offers and POC Offers are issued on our standard terms and conditions.
- 6.4 Where you require alternative terms and conditions we will negotiate special terms with you as provided for in Section 22 of the Electricity Act. Our costs incurred in the negotiation of the special terms, including where we appoint legal advisors, are recoverable from you.

### **Margin included in Connection Offers**

- 6.5 We are allowed to charge a margin on certain elements of connections work as allowed by our Licence. Margins can only be applied to Contestable Work (construction of Extension Assets and other activities as set out in paragraphs 6.15 to 6.23).
- 6.6 The margin (if any) is either “regulated” which is set at 4% by our Licence or is “unregulated” which is not set by our Licence. Our ability to apply these two types of margin is governed by the Authority.
- 6.7 The table below indicates which type of margin is included in our charges for each type of work.

	Regulated Margin	Unregulated Margin
<b>In respect of Metered premises owned or occupied by Demand Customers:</b>		
(i) <b>Single LV Service Demand Connections:</b> defined in Section 7.6	<b>N/A</b>	<b>N/A</b>
(ii) <b>Small Project Demand Connections:</b> defined in Section 7.6	<b>N/A</b>	<b>N/A</b>
(iii) <b>LV work:</b> other low voltage Connection Activities involving only low voltage works.	<b>Yes</b>	<b>No</b>
(iv) <b>HV work:</b> low voltage or high voltage Connection Activities involving high voltage work	<b>Yes</b>	<b>No</b>
(v) <b>HV and EHV work:</b> low voltage or high voltage Connection Activities involving extra high voltage work.	<b>Yes</b>	<b>No</b>
(vi) <b>EHV work and above:</b> extra high voltage and 132kV Connection Activities.	<b>Yes</b>	<b>No</b>
<b>In respect of Metered premises in which Distributed Generation is situated:</b>		
(vii) <b>LV work:</b> low voltage Connection Activities involving only low voltage work.	<b>Yes</b>	<b>No</b>
(viii) <b>HV and EHV work:</b> any Connection Activities involving work at high voltage or above.	<b>Yes</b>	<b>No</b>
<b>In respect of unmetered premises:</b>		
(ix) <b>LA work:</b> New Connection Activities in respect of local authority premises.	<b>Yes</b>	<b>No</b>
(x) <b>PFI work:</b> New Connection Activities under private finance initiatives.	<b>Yes</b>	<b>No</b>
(xi) <b>Other work:</b> all other non-local authority and non-PFI unmetered connections work.	<b>Yes</b>	<b>No</b>

## **Land Rights**

- 6.8 We require the transfer of the freehold or alternatively the grant of long leasehold of any substation site which forms part of the Contestable or Non-Contestable Works.
- 6.9 We require the grant of a permanent easement (deed of grant) or deed of servitude (as appropriate) for any Electric Line that forms part of the Contestable or Non-Contestable Works which, at the date of energisation does not form part of an adopted road, street or highway. We may, at our sole discretion, in some cases accept a wayleave as an alternative to an easement (deed of grant) or deed of servitude.
- 6.10 In instances where we cannot obtain Land Rights by negotiation; we may, at our sole discretion, exercise our rights to compulsory acquire the necessary wayleave, freehold or leasehold rights under schedule 3 or schedule 4 of the Electricity Act 1989, as appropriate.

## **Competition in Connections**

### **Non-Contestable Work**

- 6.11 The following works in respect of the existing Distribution System are deemed to be Non-Contestable:
- Processing your application and Distribution System planning for the connection;
  - Deciding upon the POC to the Distribution System;
  - Connection of the Extension Assets or diverted assets to the Distribution System and their Energisation (An accredited ICP may, with our prior agreement, connect Extension Assets or diverted assets where the connection is made at LV by live jointing to an underground cable to that part of the Distribution System that falls within the development area and has previously been installed by the ICP and Adopted by us under the same Scheme);
  - Design, planning and specification of any works for Reinforcement of our Distribution System;
  - Carrying out of any works for Reinforcement of our Distribution System where the conditions for such activity being Contestable Work are not met. Reinforcement (other than design, and specification) and diversionary works may be contested when associated with the provision of a connection and subject to the circumstances described in paragraph 6.19);
  - Design, planning, specification and carrying out of any works for diversion of the Distribution System where the conditions for such activity being Contestable Work are not met (the design of the diversionary works may be contested when associated with the provision of a connection and subject to the circumstances described in paragraph 6.19); and
  - Removal of existing Electrical Plant and Electric Lines.
- 6.12 The following works in respect of the Contestable Work are deemed to be Non-Contestable:
- Specification of design and installation criteria and materials to be used for Contestable Works;
  - Concluding any Land Rights and other consents that we require;
  - Approval of the ICP's design;
  - Operation, repair and maintenance of the Electrical Plant and the Electric Lines following adoption by us; and
  - Inspection, monitoring and testing of any Contestable Work.

## **Inspection and Monitoring**

- 6.13 We will inspect and monitor some of the Contestable Work provided by the appointed ICP. The number of visits required will be determined according to the actual connection proposals and the inspection regime shown below. Information regarding inspections and the associated charges will be specified within the POC Offer.

## **Factors influencing Competition in Connection (CIC) Charges**

- 6.14 Illustrative costs for Competition in Connection (CIC) Charges are shown in Section 7. Such illustrative charges reflect normal cost situations. The actual charges associated with specific projects will be based on our estimate of the level of the work required. The factors which influence the actual level of charges include:
- The amount of network analysis required to determine the optimum means of providing connections. The amount of network analysis undertaken would be influenced by, amongst other factors, the number of connections and connection capacity requested by the applicant, characteristics of the load to be connected and the capacity of the existing Distribution System.
  - The level of management and job scheduling required for the connection project. The management and job scheduling costs associated with projects that are completed over a long timescale would tend to be higher than those costs associated with projects that are completed over a short timescale.
  - The number and complexity of Land Rights required. Some technically simple connections, such as the installation of an LV underground cable, could require more than one wayleave or consent.

## **Contestable Work**

- 6.15 In contrast, the following work may, at your discretion, be carried out in its entirety either by us or by an ICP, in accordance with the approved design and specification:
- Design of the Contestable Work;
  - The procurement and provision of equipment and materials to our current specification for the Contestable Work;
  - Trenching and other preparation of the site, including the circuit routes between the development and the POC;
  - Construction of the Contestable Work;
  - Connection of Extension Assets or diverted assets to the Distribution System and their Energisation where the connection is made at LV by live jointing to an underground cable section of the Distribution System;
  - Recording of work done and of the location of cable routes and other equipment on site or elsewhere (where those assets are installed by the ICP), and the provision of this information to us;
  - Reinstatement (both temporary, if appropriate, and permanent); and
  - Making provision for the installation of metering equipment.

Under certain circumstances and at our sole discretion, we may agree with you to undertake part of the Contestable Work whilst we carry out the remainder where it is practical to do so.

- 6.16 The Contestable design element must comply with the appropriate part of Engineering Recommendation G81 and any of our specific requirements (see 6.18). Following receipt of the design of the Contestable Work, we shall either provide confirmation of approval or explanation for rejection. Such approval shall not be unreasonably withheld. A charge will be made for the approval of any design work undertaken by an ICP. A table showing charges for providing design approval is given in paragraph 7.17. Information regarding these charges will be included within the POC Offer.
- 6.17 We may, on occasion, request the ICP to include additional features in the design. Such request shall be made in writing and as soon as is reasonably practicable. Where the ICP accepts this request we will meet the agreed additional cost.
- 6.18 The specification for design, materials, installation and recording, is governed by Engineering Recommendation G81, a seven part national framework document administered by the Energy Networks Association that is designed to be supplemented by our specific appendices. Any ICP carrying out such Contestable Work must comply with the specification. The seven parts comprise:
- For green field and brown field housing estates:  
Part 1: Framework for Design and Planning

Part 2: Framework for Materials Specification  
 Part 3: Framework for Installation and Records  
 For industrial and commercial connections:  
 Part 4: Framework for Design and Planning  
 Part 5: Framework for Materials Specification  
 Part 6: Framework for Installation and Records

All of the above must be read in conjunction with our corresponding suite of Appendices that supplement Engineering Recommendation G81.

For diversionary and Reinforcement works:

Part 7: Framework for contestable diversionary and Reinforcement underground and overhead works not exceeding 33kV and HV/LV distribution substations.

These documents are available to view on our website at:

<http://www.spenergynetworks.com/NetworkConnections/competition.asp>

### **Contestable Reinforcement and Diversionary Work**

6.19 Certain types of Reinforcement and diversionary work may also be carried out by suitably accredited ICPs for adoption by us. The scope of such work is limited to Reinforcement and diversionary works, associated with a connection, which:

- are new works that are physically and electrically separate from our existing Distribution System;
- do not require access to our existing operational areas; are fully funded by the single third party who is seeking the connection; and
- are restricted to works to install overhead lines and underground cables at voltage levels not exceeding 33kV and works to install HV/LV distribution substations. The design of Reinforcement works can require a large volume of information about the Distribution System. The level and complexity of information that would need to be made available to allow the ICP to carry out such design works is likely to outweigh the benefits of including design work within the scope of contestability. The design of connection Reinforcement therefore remains Non-contestable.

6.20 For operational reasons, and to enable us to comply with our obligations under the Act and the Licence, there will be site specific circumstances where the works referred to in this Section are deemed Non-Contestable.

6.21 The design of the majority of diversion projects associated with connection projects is likely to be less complex than the design of Reinforcement Schemes. The design of diversionary works can be contestable for overhead lines and underground cables not exceeding 33kV and for HV/LV distribution substations.

6.22 The dismantlement and disposal of our existing assets remains Non-Contestable because it would require access to our existing assets and/or operational areas.

### **Table of Contestable/Non-Contestable Work**

6.23 The following table summarises elements of the work as either Contestable or Non-Contestable and the types of company that can complete the works.

Ref	Activity	Contestable(C)/ Non- Contestable (N)	Us	ICP	Applicant or Developer
1	Determine POC to Distribution System	N	Yes	No	No

2	Design of Extension Assets	C	Yes	Yes	No
3	Design upstream Reinforcement works associated with new connections.	N	Yes	No	No
4	Design diversionary works associated with new connections	C	Yes	Yes	No
5	Design approval	N	Yes	No	No
6	Plant and materials specifications	N	Yes	No	No
7	Procure materials for own works	C	Yes	Yes	No
8	Land Rights negotiations with third party landowners	C	Yes	Yes	Yes
9	Produce wayleave/easement documentation and enter into agreements with third party landowners	N	Yes	No	No
10	Trench excavation and duct installation – on site	C	Yes	Yes	Yes
11	Trench excavation and duct installation – on public highway	C	Yes	Yes	No
12	Construction of substation buildings and other civil works – on site	C	Yes	Yes	Yes
13	Cable laying for own works	C	Yes	Yes	No
14	Substation plant installation for own works	C	Yes	Yes	No
15	Excavation for jointing bay – on site	C	Yes	Yes	Yes
16	Excavation for own works jointing bay – public highway	C	Yes	Yes	No
17	Jointing (dead) of cables within Extension Assets	C	Yes	Yes	No
18	Jointing (LV and HV) to connect Contestable Works to the underground Distribution System (closing joints) <sup>1</sup>	C	Yes	Yes	No
19	Excavation for joints to connect Contestable Works to Distribution System (closing joints)	C	Yes	Yes	No
20	Live LV jointing on newly adopted New Extension <sup>2</sup>	C	Yes	Yes	No
21	Reinforcement/diversionary work on the existing Distribution System	N	Yes	No <sup>3</sup>	No
22	Quality assurance inspections	N	Yes	No	No
23	Testing of Extension Assets installed by ICP	C	Yes	Yes	No
24	Commissioning and connection of Extension Assets to the Distribution System	N	Yes	No	No
25	Recording of installed assets	C	Yes	Yes <sup>4</sup>	No
26	Operations, repairs and maintenance	N	Yes	No	No

<sup>1</sup> LV and HV jointing of underground cables, that is not operational activity associated with jointing to the existing Distribution System may be carried out by a suitably accredited ICP subject to our prior agreement

<sup>2</sup> Live LV jointing of underground cables that is not operational activity associated with jointing to the existing Distribution System may be carried out by a suitably accredited ICP subject to our prior agreement.

<sup>3</sup> Sole funded Reinforcement and diversionary works associated with the new connection carried out independently of the existing Distribution System will be treated as Contestable Work.

<sup>4</sup> Only for Contestable Works installed by the ICP

### **Inspection and Monitoring Regime**

6.24 Our inspection and monitoring of Contestable Work will be carried out in accordance with the following regime, which is designed to ensure:

- Networks are constructed to agreed designs
- Networks are built to our installation (statutory & build quality) standards

- Compliance with our operating regime
  - Asset data (as-builds/commissioning results/plant data) are submitted within specified timescales and to acceptable standards.
- 6.25 Our attendance on site, whenever work is underway, will be based on a risk based batch sampling approach. A summary of the major areas of focus are detailed below:

Physical Site Audits:

- Mains cable installation – batch sampling approach.
- Service cable installation – batch sampling approach.
- Mains jointing – batch sampling approach.
- Service jointing – batch sampling approach.
- Service termination – batch sampling approach.
- Compliance with the operating regime – batch sampling approach
- Civil works – batch sampling approach. As far as practicable, substations shall be inspected before switchgear is installed.
- HV pre-commissioning tests – batch sampling approach.
- Transformer and switchgear – batch sampling approach.

Asset Data Audits

- Statutory Consents –100% audit requirement
- As-built records – up to 100% audit requirement
- Commissioning results – batch sampling approach i.e. submitted test results must be checked to ensure compliance against polarity and earth loop impedance limits.

Audit Levels

- Level 3 - All new ICPs will start at this level, involving typically 5 or more inspections for six months
- Level 2 - ICPs must first achieve then maintain minimum inspection and monitoring Level 2 in order to be part of the live working regime, typically 10 or more inspections for six months.
- Level 1- This is the level with the least monitoring and this level can be attained after a year of satisfactory performance.

**Performance and Movement between Auditing Levels**

- 6.26 As a guide, the above categories should be viewed as a scoring mechanism where:

Satisfactory performance is based on:

- Less than 20 Minor defects or less than 20% of audits with a minor failure
- Less than 3 Major Defects or less than 5% of audits with a Major Failure
- Zero Safety Critical Failures.

Unsatisfactory performance is based on:

- 20 or more minor defects or 20% or more of audits with a minor failure
- 3 or more major defects or 5% or more of audits with a major failure
- 1 or more safety critical failures. The auditing level will be reviewed after each Safety Critical failure
- Persistent major failures and minor failures (where the same issue occurs very regularly on sites) will ultimately result in a review of the audit level if the ICP fails to take corrective action.

- 6.27 The Audit level for all ICPs will be reviewed every six months. Any change in the level will be confirmed with the ICP in writing. Persistent failures or safety critical failures will result in an immediate review of the ICP audit level.

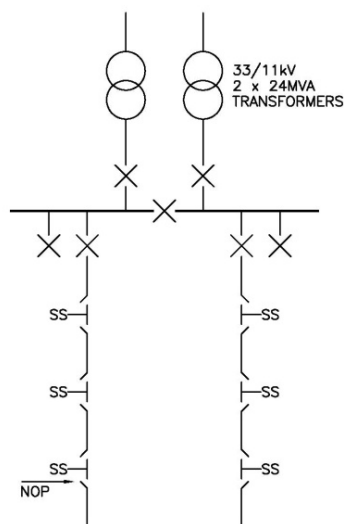
### **Interconnected Distribution System Design (SP Manweb only)**

- 6.28 The interconnected nature of our Distribution System design is unique across UK LDNO Distribution Systems and covers in excess of 60% of our customer base. This network design enables us to deliver higher than normal levels of customer service (interruptions) and applies at all voltage levels.
- 6.29 The diagrams below show the difference between the industry typical network layout (radial design) and our own interconnected Distribution System.

### Typical (Radial) Distribution System

- Fewer duplicate large infeeds
- Network open points

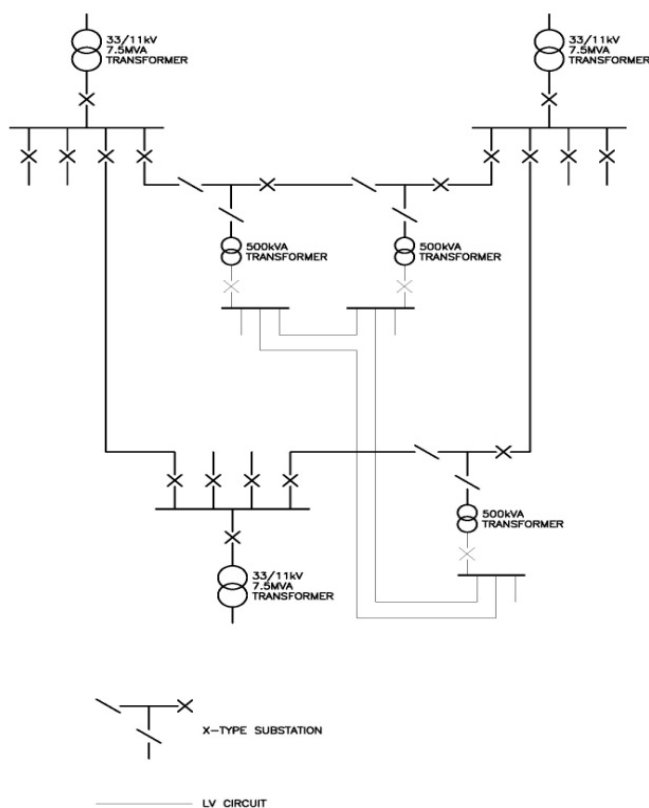
FIGURE 1



## Our (Interconnected) Distribution System

- Multiple dispersed smaller infeeds (up to 5 per group)
- Network run solid

FIGURE 2



6.30 Our interconnected Distribution System design has two key consequences:

- Customers' supplies are not interrupted when a fault occurs, which on a radial network would result in customers being off supply (typically for up to 3 hours) whilst the network was reconfigured; and
- The network is more highly utilised than its radial equivalent.

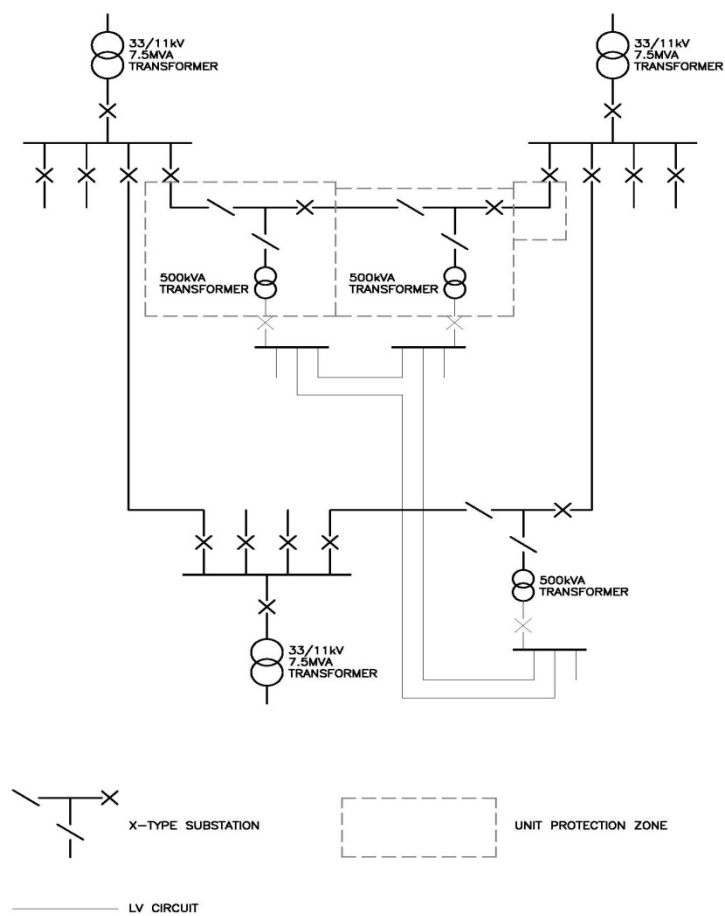
6.31 The main implications for new connections are:

- New customers benefit from a higher security of supply.
- The Minimum Scheme to provide the connection will normally require the installation of an interconnected substation (X-Type) design to avoid any reduction in the security of supply to our existing customers. In such circumstances the Connection Charge associated with the Minimum Scheme may be higher than would otherwise be the case for a similar connection to a radial network. The exception to this rule is noted in paragraph 6.32 below.
- There is a greater probability of new connections triggering Reinforcement as a result of the higher network utilisation.

6.32 Within the zone of unit protection at 11kV only, we will accept the connection of one non interconnected design substation (Y-Type) between two points of isolation (see Figure 3 below). In such circumstances no LV interconnection between the Y-Type substation and the existing LV Distribution System will be permitted.

## Unit Protection Zones where Y-Type Substation Connection might be made

FIGURE 3



## Section 7 – Connection Charging Statement

### Introduction

- 7.1 This Section sets out our Connection Charging Statement prepared in accordance with Standard Licence Condition 14 of the Licence.
- 7.2 The purpose of this statement is to enable any person to make a reasonable estimate of the charges liable for the provision of a connection.
- 7.3 The minimum and maximum values of charges shown in the following tables are designed to provide you with an indication of the range of charges that would normally apply to a particular activity and are therefore not absolute limits on the minimum and maximum value of charge that may be levied. The actual charge for each activity will be calculated based upon the project specific circumstances which may take account of the cost apportionment rules and other factors that will influence the value of the charge payable by you.
- 7.4 All indicative charges in the tables below are exclusive of VAT.
- 7.5 Connection Charges may contain some or all of the cost elements indicated in the following table. You do not need to have requested a Budget Estimate or Feasibility Study before you request a formal Connection Offer.

	Charge Element	Explanation
A	Budget Estimates	To identify the budget costs for connection to the existing Distribution System in advance of a formal application.
B	Feasibility Studies	To identify options for connection to the existing Distribution System in advance of a formal application.
C	Assessment and Design for all relevant work	To identify the most appropriate point on the existing Distribution System for connection of the Extension Assets, the design of the Extension Assets, any required Reinforcement and prepare the Connection Offer.
D	CIC Assessment and Design of the Non-Contestable Work	To identify the most appropriate point on the existing Distribution System for connection of the Extension Assets, the design of any required Reinforcement and prepare the POC Offer.
E	CIC Design Approval of the Contestable Work	For CIC the approval of an Extension Assets design produced by an ICP.
F	Construction	Electric Lines and Electrical Plant forming part of the Extension Assets and Reinforcement (both Contestable and Non-Contestable Assets).
G	CIC Final Works and Phased Energisation	Final Works means the installation of the connection equipment in such a way that, subject to Energisation, the Premises are physically able to receive a supply of electricity from our Distribution System or (as the case may be) our Distribution System is physically able to receive a supply of electricity from the Premises.  Phased Energisation, in relation to a part only of the Premises, means the physical ability, subject to the completion of Final Works, to allow an electrical current to flow from (or to) our Distribution System to (or from) that part by means of the insertion of a fuse or as a result of a switching operation.
H	CIC Inspection and Monitoring	Inspection and Monitoring by us of the Contestable Work constructed by an ICP.
I	Land Rights	The costs of securing Land Rights in respect of Extension Assets and Reinforcement
J	Other	Other miscellaneous charges associated with the provision of the connection.

7.6 The following definitions are used in this Section.

<b>Single LV Service Demand Connection</b>	an LV demand connection to single Premises, involving a single-phase connection and no significant work other than the provision of a service line and the electricity distributor's fuses.
<b>Service Line</b>	a low-voltage electric line or any part of that line that will, at the time it is provided, be used only for supplying single Premises, excluding any part of the line that, at the time it is provided, is intended by the distributor to be used to enable it to provide a connection to other Premises in respect of which the distributor has received, or would reasonably expect within the following 12 months to receive, a notice under section 16A(1) of the Act.
<b>Small Project Demand Connection</b>	<p>a connection (other than of a load that could reasonably be expected to cause disruption to other customers) (via low-voltage circuits fused at 100 amperes or less per phase with whole-current metering), and where the highest voltage of the assets involved in providing such connection, and any associated works, is low voltage, to –</p> <ul style="list-style-type: none"> <li>a) a development Scheme requiring more than one but fewer than five single-phase connections at domestic Premises and involving only the provision of a service line and the electricity distributor's fuses; or</li> <li>(b) a development Scheme requiring fewer than five single-phase or two-phase connections at domestic Premises and involving an extension of the existing low voltage network; or</li> <li>(c) a single Premises requiring a two-phase or three-phase connection and involving only the provision of a service line and the electricity distributor's fuses.</li> </ul>

### Quotation Accuracy Scheme

7.7 We are required in our Licence to submit from time to time to the Authority for approval a Quotation Accuracy Scheme (QAS).. The QAS is intended to provide information so that you can assess whether the specific Connection Charge included within our Connection Offer to you is accurate in terms of consistency with our Connection Charging Statement.

7.8 The QAS only applies to Single LV Service Demand Connections and Small Project Demand Connections. The cost tables for these projects are given in Tables F1 and F2.

7.9 The principles of the QAS are as follows:

- The QAS is not intended to be a mechanism for you to challenge the absolute cost of the Connection Charge.
- If the information included in the Connection Offer is sufficient such that the Connection Charge is within the bands of indicative costs then you would not be eligible to challenge the accuracy of the Connection Offer.
- If the information included in the Connection Offer is such that the Connection Charge is outside the bands of indicative costs then you would be eligible to challenge the accuracy of the Connection Offer. You would be required to provide a statement to explain why you believed the quotation to be outside the range.
- Absence of information in the Connection Offer does not in itself mean that the Connection Charge is inaccurate but does allow you to enter the QAS. This therefore acts as an incentive for us to include additional information to you to limit the number of customers eligible to enter the QAS.
- Where we review the Connection Offer and accept that we have not provided enough information and therefore the Connection Charge is outside the bands of indicative costs, the Connection Charge will be deemed inaccurate, a penalty payment will be paid to you and a new Connection Offer issued. The revised Connection Charge may in fact be for the same value but with additional information provided.
- If we can demonstrate that additional information was provided in the Connection Offer in support of our Connection Charge then no penalty payment will be made.

- Where we review the Connection Offer and accept that we have made an error, for example in estimating quantities then the Connection Charge will be deemed inaccurate. In these circumstances, a penalty payment will be paid to you and a new Connection Offer issued.
  - If we are able to provide additional information in support of our charges then no payment would be made.
  - The accuracy assessment will work both ways, i.e. any error may be an omission and a re-issued Connection Offer could be higher or lower than the original Connection Charge.
  - Some tolerances for the error would apply, for example within 5% or £150 (whichever is the greater). This prevents a disproportionate effect for say small lengths of cable if our view and your view on the required length differ.
  - The QAS is not intended to introduce standard charges for connections customers.
  - The QAS will have specified time limits whereby you can challenge the Connection Charge but will not preclude you from accepting the Connection Charge.
- 7.10 Where you believe the Connection Offer provided by us is outside the “bandwidth” in the indicative charges tables contained in this statement then you can enter the QAS.
- 7.11 You can enter the QAS by contacting us at the address given in paragraph 1.31.

## A Budget Estimates

- 7.12 If you are unable to make a formal Application because certain information that we require to make a Connection Offer is not available or if you are not in a position to progress to the construction phase, we can provide an indication of the charge for making the connection by means of a Budget Estimate (see paragraph 2.8 for further details). Our charges associated with the provision of Budget Estimates in advance of a formal Application are set out in the table below:-

Category	Charge
<b>Demand</b>	
Single LV Service Demand Connection <sup>A</sup>	£0
2 to 4 services single phase LV, no extension to LV network <sup>B</sup>	£0
1-4 Premises, single phase LV, extension to the LV network <sup>C</sup> required	£0
1 three phase LV service with whole current metering to a single Premises <sup>D</sup>	£0
Other LV connection(s) with a load up to 100kVA	£0
Other LV connection(s) with a total load greater than 100 kVA and up to 250kVA not covered by the above	£0
Connection greater than 250kVA and up to 1MVA at LV	£0
Connection up to 250kVA at HV	£0
Connection greater than 250kVA and up to 1MVA at HV	£0
Connection greater than 1MVA and up to 3MVA at HV	£0
Connection greater than 3MVA and up to 10MVA at HV	£0
Connection greater than 3MVA and up to 10MVA at EHV	£0

Connection greater than 10MVA and up to 50MVA	£0
Connection greater than 50MVA	£0
<b>Generation</b>	
Connection of a single Small Scale Embedded Generator	£0
Connection of other generation at LV up to 20kVA not covered by the above	£0
Connection of other generation at LV greater than 20kVA and up to 50kVA	£0
Connection of other generation at LV greater than 50kVA	£0
Connection of generation at HV up to 250kVA	£0
Connection of generation at HV greater than 250kVA and up to 1MVA	£0
Connection of generation at HV greater than 1MVA	£0
Connection of generation at EHV up to 10MVA	£0
Connection of generation at EHV greater than 10MVA	£0
Connection of generation greater than 50MVA	£0
A      Refer to 7.66 above for detailed definition. B      Refer to 7.66 above, Small Project Demand Connection (a) for detailed definition. C      Refer to 7.6 above, Small Project Demand Connection (b) for detailed definition. D      Refer to 7.6 above, Small Project Demand Connection (c) for detailed definition.	

Note 1: "LV", "HV", or "EHV" in the table above denotes the highest voltage of assets installed including any associated Reinforcement or diversionary works.

Note 2: "Small Scale Embedded Generator" as defined in 2.30

## B Feasibility Studies

- 7.13 Prior to making a formal Application for a Connection Offer you may request we undertake a Feasibility Study to establish the viability of making a connection to our Distribution System. We will carry out preliminary network analysis and provide an indicative connection assessment which will include the results of the network analysis and an outline of the engineering scheme to allow the connection. We will require payment in advance of the study being made and will notify you of the relevant study charges prior to commencing work.
- 7.14 Our charges associated with the provision of Feasibility Studies involving design in advance of a formal Connection Application are set out in the table below. Charges for any other activities, such as excavation works will be individually assessed and agreed with you before these are undertaken. The Minimum Charge will always apply. Additional charges will only be applicable where the Applicant amends their connection requirements which necessitates us to carry out further analysis or assessment:-

Category	Charge	Additional charge
<b>Demand</b>		
Single LV Service Demand Connection <sup>A</sup>	£0	£0
2 to 4 services single phase LV, no extension to LV network <sup>B</sup>	£0	£0
1-4 Premises, single phase LV, extension to the LV network <sup>C</sup> required	£0	£0
1 three phase LV service with whole current metering to a single Premises <sup>D</sup>	£0	£0
Other LV connection(s) with a total load up to 100kVA LV	£500	£75
Other LV connection(s) with a total load greater than 100kVA and up to 250kVA LV not covered by the above	£500	£75
Connection greater than 250kVA and up to 1MVA at LV	£500	£75
Connection up to 250kVA at HV	£500	£75
Connection greater than 250kVA and up to 1MVA at HV	£500	£75
Connection greater than 1MVA and up to 3MVA at HV	£500	£75

Connection greater than 3MVA and up to 10MVA at HV	£1000	£75
Connection greater than 3MVA and up to 10MVA at EHV	£1000	£75
Connection greater than 10MVA and up to 50MVA	£1000	£75
Connection greater than 50MVA	£1000	£75
<b>Generation</b>		
Connection of a Small Scale Embedded Generator	£0	£0
Connection of other generation at LV up to 20kVA not covered by the above	£0	£0
Connection of other generation at LV greater than 20kVA and up to 50kVA	£0	£0
Connection of generation at HV up to 250kVA	£500	£75
Connection of generation at HV greater than 250kVA and up to 1MVA	£500	£75
Connection of generation at HV greater than 1MVA	£500	£75
Connection of generation at EHV up to 10MVA	£1000	£75
Connection of generation at EHV greater than 10MVA	£1000	£75
Connection of generation greater than 50MVA	£1000	£75
A Refer to 7.6 above for detailed definition. B Refer to 7.6 above, Small Project Demand Connection (a) for detailed definition. C Refer to 7.6 above, Small Project Demand Connection (b) for detailed definition. D Refer to 7.6 above, Small Project Demand Connection (c) for detailed definition.		

Note 1: "LV", "HV", or "EHV" in the table above denotes the highest voltage of assets installed including any associated Reinforcement or diversionary works.

Note 2; "Small Scale Embedded Generator" as defined in 2.30

## C Assessment and Design for all relevant work

- 7.15 For applications received in accordance with Section 2 of this Statement, our charges associated with the identification of the most appropriate point on the existing Distribution System for connection and the design of any Extension Assets and/ or Reinforcement are set out in the table below. We may levy additional assessment and design charges where the work undertaken exceeds the costs included in the minimum charge:-

Category	Charge	Additional charge
<b>Demand</b>		
Single LV Service Demand Connection <sup>A</sup>	£0	N/A
2 to 4 services single phase LV, no extension to LV network <sup>B</sup>	£0	N/A
1-4 Premises, single phase LV, extension to the LV network <sup>C</sup> required	£0	N/A
1 three phase LV service with whole current metering to a single Premises <sup>D</sup>	£0	N/A
Other LV connection(s) with a total load up to 100kVA LV	£0	N/A
Other LV connection(s) with a total load greater than 100kVA and up to 250kVA LV not covered by the above	£0	N/A
Connection greater than 250kVA and up to 1MVA at LV	£0	N/A
Connection up to 250kVA at HV	£1250	N/A
Connection greater than 250kVA and up to 1MVA at HV	£1250	N/A
Connection greater than 1MVA and up to 3MVA at HV	£2500	N/A
Connection greater than 3MVA and up to 10MVA at HV	£2500	£75
Connection greater than 3MVA and up to 10MVA at EHV	£7500	£75
Connection greater than 10MVA and up to 50MVA	£7500	£75

Connection greater than 50MVA	£7500	£75
<b>Generation</b>		
Connection of a single Small Scale Embedded Generator	£0	N/A
Connection of other generation at LV up to 20kVA not covered by the above	£500	N/A
Connection of other generation at LV greater than 20kVA and up to 50kVA	£500	N/A
Connection of other generation at LV greater than 50kVA	£500	N/A
Connection of generation at HV up to 250kVA	£3000	N/A
Connection of generation at HV greater than 250kVA and up to 1MVA	£3000	N/A
Connection of generation at HV greater than 1MVA	£3000	N/A
Connection of generation at EHV up to 10MVA	£8000	£75
Connection of generation at EHV greater than 10MVA	£8000	£75
Connection of generation greater than 50MVA	£10000	£75
A Refer to 7.66 above for detailed definition.		
B Refer to 7.66 above, Small Project Demand Connection (a) for detailed definition.		
C Refer to 7.66 above, Small Project Demand Connection (b) for detailed definition.		
D Refer to 7.6 above, Small Project Demand Connection (c) for detailed definition.		

Note 1: "LV", "HV", or "EHV" in the table above denotes the highest voltage of assets installed including any associated Reinforcement or diversionary works.

Note 2: "Small Scale Embedded Generator" as defined in 2.30

## D CIC Assessment and Design of the Non-Contestable Work

7.16 For application received in accordance with Section 3 of this Statement, our charges associated with the identification of the most appropriate point on the existing Distribution System for connection of the Extension Assets and the design of any Network Reinforcement are set out in the Table below:-

Category	Charge	Additional charge
<b>Demand</b>		
Single LV Service Demand Connection <sup>A</sup>	£250	N/A
2 to 4 services single phase LV, no extension to LV network <sup>B</sup>	£250	N/A
1-4 Premises, single phase LV, extension to the LV network <sup>C</sup> required	£250	N/A
1 three phase LV service with whole current metering to a single Premises <sup>D</sup>	£250	N/A
Other LV connection(s) with a total load up to 100kVA LV	£250	N/A
Other LV connection(s) with a total load greater than 100kVA and up to 250kVA LV not covered by the above	£250	N/A
Connection greater than 250kVA and up to 1MVA at LV	£250	N/A
Connection up to 250kVA at HV	£1250	N/A
Connection greater than 250kVA and up to 1MVA at HV	£1250	N/A
Connection greater than 1MVA and up to 3MVA at HV	£1500	N/A
Connection greater than 3MVA and up to 10MVA at HV	£1500	£75
Connection greater than 3MVA and up to 10MVA at EHV	£5000	£75
Connection greater than 10MVA and up to 50MVA	£5000	£75

Connection greater than 50MVA	£5000	£75
<b>Generation</b>		
Connection of a single Small Scale Embedded Generator	£0	N/A
Connection of other generation at LV up to 20kVA not covered by the above	£350	£75
Connection of other generation at LV greater than 20kVA and up to 50kVA	£350	£75
Connection of other generation at LV greater than 50kVA	£350	£75
Connection of generation at HV up to 250kVA	£2000	£75
Connection of generation at HV greater than 250kVA and up to 1MVA	£2000	N/A
Connection of generation at HV greater than 1MVA	£2000	£75
Connection of generation at EHV up to 10MVA	£6000	£75
Connection of generation at EHV greater than 10MVA	£6000	£75
Connection of generation greater than 50MVA	£7500	£75
A Refer to 7.6 above for detailed definition. B Refer to 7.6 above, Small Project Demand Connection (a) for detailed definition. C Refer to 7.66 above, Small Project Demand Connection (b) for detailed definition. D Refer to 7.66 above, Small Project Demand Connection (c) for detailed definition.		

Note 1: “LV”, “HV”, or “EHV” in the table above denotes the highest voltage of assets installed including any associated Reinforcement or diversionary works.

Note 2; “Small Scale Embedded Generator” as defined in 2.30

## E CIC Design Approval of the Contestable Work

7.17 For application received in accordance with Section 3 of this Statement, our charges associated with the approval of an Extension Asset design produced by an ICP are set out in the Table below:-

Category	Charge	Additional charge
<b>Demand</b>		
Single LV Service Demand Connection <sup>A</sup>	£250	N/A
2 to 4 services single phase LV, no extension to LV network <sup>B</sup>	£250	N/A
1-4 Premises, single phase LV, extension to the LV network <sup>C</sup> required	£250	N/A
1 three phase LV service with whole current metering to a single Premises <sup>D</sup>	£250	N/A
Other LV connection(s) with a total load up to 100kVA LV	£600	N/A
Other LV connection(s) with a total load greater than 100kVA and up to 250kVA LV not covered by the above	£600	N/A
Connection greater than 250kVA and up to 1MVA at LV	£750	N/A
Connection up to 250kVA at HV	£1000	N/A
Connection greater than 250kVA and up to 1MVA at HV	£1000	N/A
Connection greater than 1MVA and up to 3MVA at HV	£2500	N/A
Connection greater than 3MVA and up to 10MVA at HV	£5000	N/A
Connection greater than 3MVA and up to 10MVA at EHV	POA	N/A
Connection greater than 10MVA and up to 50MVA	POA	N/A

Connection greater than 50MVA	POA	N/A
<b>Generation</b>		
Connection of a single Small Scale Embedded Generator	£250	N/A
Connection of other generation at LV up to 20kVA not covered by the above	£250	N/A
Connection of other generation at LV greater than 20kVA and up to 50kVA	£250	N/A
Connection of other generation at LV greater than 50kVA	£250	N/A
Connection of generation at HV up to 250kVA	£1000	N/A
Connection of generation at HV greater than 250kVA and up to 1MVA	£2500	N/A
Connection of generation at HV greater than 1MVA	£2500	N/A
Connection of generation at EHV up to 10MVA	POA	N/A
Connection of generation at EHV greater than 10MVA	POA	N/A
Connection of generation greater than 50MVA	POA	N/A
A Refer to 7.6 above for detailed definition.		
B Refer to 7.6 above, Small Project Demand Connection (a) for detailed definition.		
C Refer to 7.6 above, Small Project Demand Connection (b) for detailed definition.		
D Refer to 7.6 above, Small Project Demand Connection (c) for detailed definition.		

Note 1: “LV”, “HV”, or “EHV” in the table above denotes the highest voltage of assets installed including any associated Reinforcement or diversionary works.

Note 2: “Small Scale Embedded Generator” as defined in 2.30

## F Construction

### F1 Small Services covered by Quotation Accuracy Scheme

- 7.18 Our charges associated with the construction of small services (1-4 single phase connections or a single three phase connection up to [60kVA] are set out in the table below:-
- 7.19 Charges below cover both the Contestable Work and Non-Contestable Work, however these will be identified separately on your Connection Offer. Note that your Connection Offer will also include charges for Assessment and Design as outlined in paragraph 7.15 and may include other charges.
- 7.20 The charges in the table below are inclusive of liaison with highway authorities, sending street works notices and signing, lighting and guarding. These charges exclude traffic management costs e.g. temporary traffic lights, road closures etc and Traffic Management Act costs (not applicable in Scotland). Where these additional charges are relevant, these will be included in your connection charge.
- 7.21 These charges exclude charges for any easement, wayleaves or land transfers that are required and these are detailed in Table I Land Rights.
- 7.22 These charges are covered by the Quotation Accuracy Scheme outlined under paragraphs 7.7 to 7.11 of this Section.

Activity	Description	Factors	Area Unit	Post Code Area 1		Post Code Area 2		Post Code Area 3	
				Min	Max	Min	Max	Min	Max
Single phase service	Single phase service, from a passing main, including cable, mains service joint, excavate and backfill joint hole, (excavate to site boundary*), and termination. Service cable length up to 5 metres. Duct within site boundary installed by third party.	Same side service in typical tarmac footpath.	#	£1,810	£2,779	£1,949	£2,984	£2,087	£3,189
		Same side service in typical grass verge.	#	£1,070	£1,986	£1,160	£2,140	£1,250	£2,294
		Cross road service in typical carriageway	#	£2,918	£4,730	£3,124	£5,062	£3,331	£5,395
	Additional metres of service cable	In typical tarmac footpath.	m	£125	£127	£133	£135	£141	£143
		In typical grass verge	m	£55	£57	£58	£60	£61	£63
		In typical carriageway	m	£213	£246	£226	£261	£239	£277
	Duct laid by ourselves		m	£7	£7	£8	£8	£8	£8

Three phase service (60kVA)	Three phase service, from a passing main, including service cable, mains service joint, excavate and backfill joint hole, (excavate to site boundary*) and termination. Service cable length up to 5 metres. Duct installed by third party. Inclusive of liaison with highways authority, where necessary.	Same side service in typical tarmac footpath.	#	£1,903	£3,098	£2,044	£3,318	£2,184	£3,538
		Same side service in typical grass verge.	#	£1,163	£2,182	£1,255	£2,342	£1,347	£2,503
		Cross road service in typical carriageway	#	£2,992	£4,787	£3,197	£5,115	£3,402	£5,444
	Additional metres of three phase service cable	In typical tarmac footpath.	m	£137	£139	£145	£147	£153	£155
		In typical grass verge	m	£66	£68	£70	£71	£73	£75
		In typical carriageway	m	£224	£257	£238	£272	£251	£287
	Duct laid by ourselves		m	£13	£29	£14	£31	£15	£32
	Extension of low voltage mains	Low voltage mains cable. Excavate 10 metres of ground and install LV mains cable and re-instate to match existing surface, includes straight joint onto main and bottle end.	Trench or duct by others (including backfill & reinstatement)	#	£740	£1,284	£812	£1,386	£884
			In typical tarmac footpath.	#	£2,360	£3,736	£2,537	£4,002	£2,715
			In typical grass verge	#	£1,249	£2,444	£1,354	£2,626	£1,459
			In typical carriageway	#	£3,437	£5,820	£3,684	£6,211	£3,932
		Additional metres of LV mains cable	Trench or duct by others (including backfill & reinstatement)	m	£13	£31	£13	£31	£14

		In typical tarmac footpath.	m	£66	£86	£70	£90	£73	£95
		In typical grass verge	m	£30	£45	£32	£46	£33	£48
		In typical carriageway	m	£130	£192	£137	£203	£145	£214
	Duct laid by ourselves		m	£32	£25	£34	£25	£35	£25
Overhead service	Overhead connection to existing overhead line including installation of new overhead service with pole termination to connect to overhead network, up to 10 metres. Pole at site boundary and assumes no additional poles installed.	Single phase	#	N/A	N/A	N/A	N/A	N/A	N/A
		Three phase	#	N/A	N/A	N/A	N/A	N/A	N/A

Note 1: Reinstatement costs for cobbles, granite setts, large flag stones etc. will be higher and will be reflected in the Connection Charge

Note 1: Details of Post Code Areas are contained in 7.58.

## F2 Service Alterations

- 7.23 Our charges associated with changes of service positions for single services (single phase connections or three phase connections up to 60kVA) are set out in the table below.
- 7.24 The charges in the table below are inclusive of liaison with highway authorities, sending street works notices and signing, lighting and guarding. These charges exclude traffic management costs eg temporary traffic lights, road closures etc and Traffic Management Act costs (not applicable in Scotland). Where these additional charges are relevant, these will be included in your connection charge.
- 7.25 These charges exclude charges for any easement, wayleaves or land transfers that are required and these are detailed in Table I Land Rights.
- 7.26 These charges are covered by the Quotation Accuracy Scheme outlined under paragraphs 7.7 to 7.11 of this Section.

Activity	Description	Factors	Area	Post Code Area 1		Post Code Area 2		Post Code Area 3	
			Unit	Min	Max	Min	Max	Min	Max
Single phase service alteration	Single phase service, including service cable, joint, and termination. Service cable length up to 5 metres.	Service alteration in customer land.	#	£430	£664	£476	£735	£521	£807
		Same side service alteration in typical grass verge including excavation, backfill and reinstatement to site boundary and joint hole	#	£1,027	£2,527	£1,111	£2,720	£1,195	£2,912
		Same side service alteration in typical tarmac footpath including excavation, backfill and reinstatement to site boundary and joint hole	#	£2,151.19	£3,555	£2,308	£3,810	£2,465	£4,065
		Cross road service alteration in typical carriageway including excavation, backfill and reinstatement to site boundary and joint hole	#	£3,392.88	£5,351	£3,630	£5,723	£3,868	£6,094
	Additional metres of service cable	Customer's land	m	£16	£16	£17	£17	£18	£18
		In typical grass verge (including excavation, installation, backfilling and reinstatement)	m	£71	£73	£75	£78	£80	£82
		In typical tarmac footpath(including excavation,	m	£163	£165	£173	£176	£184	£186

		installation, backfilling and reinstatement)							
		In typical carriageway (including excavation, installation, backfilling and reinstatement)	m	£276	£320	£294	£340	£311	£360
Three phase service alteration (60kVA)	Three phase service, including service cable, joint and termination. Service cable length up to 5 metres. Duct installed by third party.	Service alteration in customer land.	#	£581	£801	£629	£874	£676	£948
		Same side service alteration in typical grass verge including excavation, backfill and reinstatement to site boundary and joint hole	#	£1,177	£2,593	£1,264	£2,778	£1,351	£2,964
		Same side service alteration in typical tarmac footpath including excavation, backfill and reinstatement to site boundary and joint hole	#	£2,301	£3,692	£2,461	£3,949	£2,620	£4,206
		Cross road service alteration in typical carriageway including excavation, backfill and reinstatement to site boundary and joint hole	#	£3,827	£5,603	£4,085	£5,985	£4,343	£6,367
	Additional metres of three phase service cable	Customer's land	m	£17	£38	£18	£39	£19	£41
		In typical grass verge (including excavation, installation, backfilling and reinstatement)	m	£88	£88	£93	£93	£97	£97

		In typical tarmac footpath(including excavation, installation, backfilling and reinstatement)	m	£180	£180	£191	£191	£201	£201
		In typical carriageway (including excavation, installation, backfilling and reinstatement)	m	£292	£334	£309	£354	£326	£374
Overhead service alteration	Overhead service alteration including overhead line, connection up to 10 metres. Assumes no additional pole required.	Single phase	#	N/A	N/A	N/A	N/A	N/A	N/A
		Three phase	#	N/A	N/A	N/A	N/A	N/A	N/A
	Overhead to underground service alteration, including removal of overhead service and installation of new underground service with pole termination to connect to overhead network, up to 5 metres* underground service. On site excavation and duct within site boundary installed by third party. Pole at site boundary and assumes no additional poles installed or any removed.	Single phase	#	£378	£641	£409	£703	£440	£765
		Three phase	#	£555	£799	£586	£861	£617	£923

Note 1: Reinstatement costs for cobbles, granite setts, large flag stones etc. will be higher and will be reflected in the Connection

Note 1: Details of Post Code Areas are contained in 7.58.

### F3 Other LV Services not covered by the QAS

- 7.27 Our charges associated with construction of services to the Entry/ Exit Point that are not covered by the Quotation Accuracy Scheme are given in Table below. These charges are for the connection of the service cable only.
- 7.28 Charges below cover both the Contestable and Non-Contestable Work, however these will be identified separately on your Connection Offer/ POC Offer. Note that your Connection Offer will also include charges for Assessment and Design as outlined in paragraph 7.15 and may include other charges.
- 7.29 The charges in the table below are inclusive of liaison with highway authorities, sending street works notices and signing, lighting and guarding. These charges exclude traffic management costs e.g. temporary traffic lights, road closures, etc. Where these additional costs are relevant, these will be included in your connection charge.
- 7.30 These charges exclude charges for any easement, wayleave or land transfers that are required and these are detailed in Table I Land Rights.

		Area	Post Code Area 1		Post Code Area 2		Post Code Area 3	
Activity	Description	Unit	Min	Max	Min	Max	Min	Max
Single phase service, up to 100A [60kVA]	One single phase service, from a passing or extended main, including service cable, mains service joint, and termination. Service cable length up to 5 metres per service. Duct installation, excavation and backfill joint hole undertaken by third party.	#	£408	£625	£452	£690	£497	£755
	Multiple single phase services, from an extended main, including service cable, mains service joints, and termination. Service cable length up to 5 metres per service. Duct installation, excavation and backfill joint hole undertaken by third party.	#	£284	£625	£312	£690	£341	£755
	Excavation and backfill of joint hole	#	£169	£2,100	£180	£2,236	£191	£2,373
	Additional metres of service cable	m	£3	£10	£3	£11	£3	£11
Three phase service up to 100A per phase [60kVA]	A single three phase service, from a passing main, including service cable, mains service joint, and termination. Service cable length up to 5 metres per service. Duct installation, excavation and backfill joint hole undertaken by third party.	#	£508	£734	£554	£801	£600	£868
	Excavation and backfill of joint hole	#	£169	£2,100	£180	£2,236	£191	£2,373
	Additional metres of three phase service cable	m	£17	£17	£18	£17	£18	£17
Three phase	A single three phase service, from a passing main,	#	£1,347	£1,749	£1,447	£1,908	£1,547	£2,024

service up to 200A per phase [120kVA]	including service cable, mains service joint, and termination. Service cable length up to 5 metres per service. Duct installation, excavation and backfill joint hole undertaken by third party.							
	Excavation and backfill of joint hole	#	£169	£2,103	£180	£2,240	£191	£2,376
	Additional metres of three phase service cable	m	£12	£24	£12	£24	£13	£25
Three phase service up to 300A per phase [180kVA]	A single three phase service, from a passing main, including service cable, mains service joint, and termination. Service cable length up to 5 metres per service. Duct installation, excavation and backfill joint hole undertaken by third party.	#	£1,501	£1,973	£1,617	£2,156	£1,732	£2,284
	Excavation and backfill of joint hole	#	£169	£2,103	£180	£2,240	£191	£2,376
	Additional metres of three phase service cable	m	£17	£31	£18	£32	£18	£32
Three phase service up to 300A per phase [240kVA]	A single three phase service, from a passing main, including service cable, mains service joint, and termination. Service cable length up to 5 metres per service. Duct installation, excavation and backfill joint hole undertaken by third party.	#	£1,542	£2,063	£1,658	£2,247	£1,773	£2,374
	Excavation and backfill of joint hole	#	£169	£2,103	£180	£2,240	£191	£2,376
	Additional metres of three phase service cable	m	£20	£42	£21	£42	£21	£42
Three phase service over [240 kVA]	A single three phase service, from a suitable source, including mains or service cable terminations in heavy duty cut-out. Service cable length up to 5 metres per service. Duct installation, excavation and backfill joint hole undertaken by third party.	#	£1,542	£2,063	£1,658	£2,247	£1,773	£2,374
	Excavation and backfill of joint hole		£169	£2,103	£180	£2,240	£191	£2,376
	Additional metres of three phase service cable	m	£20	£42	£21	£42	£21	£42
Services to Multi-occupied Premises	Installation of a multi-way cut-out up to 10 way from a passing or extended main, including cables for adjacent communal metering, mains service joint, and termination. Service cable length up to 5 metres per service. Duct installation, excavation	#	£2,964	£3,652	£3,175	£3,920	£3,386	£4,188

	and backfill joint hole undertaken by third party.							
	Installation of a multi-way cut-out of greater than 10 way from a passing or extended main, including cables for adjacent communal metering, mains service joint, and termination. Service cable length up to 5 metres per service. Duct installation, excavation and backfill joint hole undertaken by third party.	#	£1,180	£2,999	£1,309	£3,313	£1,438	£3,627
	Installation of rising mains and laterals excluding civils and containment work.	m	£80	£268	£84	£272	£88	£277
	Excavation and backfill of joint hole	#	£169	£1,749	£180	£1,863	£191	£1,977
	Additional metres of three phase service cable	m	£6	£12	£6	£12	£6	£13

Note 1: Details of Post Code Areas are contained in 7.58.

#### F4 Unmetered Supplies

- 7.31 Our charges associated with construction activities in respect of unmetered supplies.
- 7.32 Charges below cover both the Contestable and Non-Contestable Work, however these will be identified separately on your Connection Offer/ POC Offer. Note that your Connection Offer will also include charges for Application and Design as outlined in paragraph 7.15 and may include other charges.
- 7.33 The charges in the table below are inclusive of liaison with highway authorities, sending street works notices and signing, lighting and guarding. These charges exclude traffic management costs eg temporary traffic lights, road closures etc and Traffic Management Act costs (not applicable in Scotland). Where these additional charges are relevant, these will be included in your connection charge.
- 7.34 These charges exclude charges for any easement, wayleaves or land transfers that are required and these are detailed in Table I Land Rights.

		Area	Post Code Area 1		Post Code Area 2		Post Code Area 3	
Activity	Description	Unit	Min	Max	Min	Max	Min	Max
Unmetered Supplies	New connection up to 5 metres excluding excavation and reinstatement	#	£611	£778	£671	£1,221	£730	£1,318
	Disconnection excluding excavation and reinstatement	#	£266	£769	£286	£822	£306	£875
	Transfer or reconnection up to 5 metres excluding	#	£342	£1,034	£370	£1,111	£399	£1,188

	excavation and reinstatement							
	Additional metres of services cable excluding excavation and reinstatement	m	£47	£179	£50	£190	£53	£202
Unmetered Supplies	New connection up to 5 metres on same side of road including excavation and reinstatement	#	£1,721	£2,286	£1,853	£2,459	£1,984	£2,632
	New connections up to 10m on other side of road including excavation and reinstatement	#	£2,066	£3,044	£2,219	£3,266	£2,372	£3,487
	Disconnection including excavation and reinstatement	#	£764	£2,252	£824	£2,409	£885	£2,566
	Transfer or reconnection up to 5 metres including excavation and reinstatement	#	£797	£2,957	£855	£3,158	£913	£3,359
	Additional metres of services cable including excavation and reinstatement	m	£106	£168	£113	£179	£120	£189
Unmetered Supplies	Rent-a-Jointer team (excluding materials)	day	£521	£860	£589	£972	£657	£1,084
Unmetered Supplies	Administrative charge for ICP work	#	POA	POA	POA	POA	POA	POA

Note 1: These charges exclude special reinstatement requirements for example cobbles, granite setts, large flag stones etc

## F5 Mains Cables

- 7.35 Our charges associated with cables are set out in the table below:-
- 7.36 Charges below cover both the Contestable and Non-Contestable Work, however these will be identified separately on your Connection Offer/ POC Offer. Note that your Connection Offer will also include charges for Assessment and Design as outlined in paragraph 7.15 and may include other charges.
- 7.37 The charges in the table below are inclusive of liaison with highway authorities, sending street works notices and signing, lighting and guarding. These charges exclude traffic management costs eg temporary traffic lights, road closures etc and Traffic Management Act costs (not applicable in Scotland). Where these additional charges are relevant, these will be included in your connection charge.
- 7.38 These charges exclude charges for any easement, wayleaves or land transfers that are required and these are detailed in Table I Land Rights.
- 7.39 Where the cable charges are associated with the connection there will be an additional charge for the Final Connection to our existing Distribution System and these charges are identified in 7.52.

		Area	Post Code Area 1		Post Code Area 2		Post Code Area 3	
Activity	Description	Unit	Min	Max	Min	Max	Min	Max
Extension of LV mains cable of 95mm <sup>2</sup> or less	Lay 10m cable or less including jointing onto existing main in prepared trench or pulling through duct installed by others. All backfill and reinstatement by others.	#	£757	£1,055	£830	£1,160	£903	£1,266
	Additional metres of mains cable	m	£12	£16	£12	£16	£13	£17
	Lay 10m cable or less in typical* footpath or carriageway, including excavation and reinstate to match the existing surface	#	£2,377	£5,166	£2,556	£5,535	£2,734	£5,904
	Additional metres of mains cable	m	£65	£133	£68	£141	£72	£149
	Lay 10m cable or less in unmade ground, including excavation and reinstate to match the existing surface	#	£1,266	£2,979	£1,372	£3,206	£1,479	£3,432
	Additional metres of mains cable	m	£29	£62	£30	£66	£32	£69
Extension of LV mains cable of between 95mm <sup>2</sup> and 185mm <sup>2</sup>	Lay 10m cable or less in prepared trench or pulling through duct installed by others. All backfill and reinstatement by others including jointing onto existing main.	#	£767	£1,188	£840	£1,297	£914	£1,405
	Additional metres of mains cable	m	£12	£28	£13	£28	£13	£29
	Lay 10m cable or less in typical* footpath or carriageway, including excavation and reinstate to match the existing surface	#	£2,383	£5,256	£2,562	£5,625	£2,740	£5,994
	Additional metres of mains cable	m	£65	£140	£68	£148	£72	£156
	Lay 10m cable or less in unmade ground, including excavation and reinstate to match the existing surface	#	£1,272	£3,068	£1,378	£3,295	£1,485	£3,522
	Additional metres of mains cable	m	£29	£70	£30	£73	£32	£77
Extension of LV mains cable of greater than 185mm <sup>2</sup>	Lay 10m cable or less in prepared trench or pulling through duct installed by others. All backfill and reinstatement by others including jointing onto existing main.	#	£870	£1,223	£944	£1,331	£1,017	£1,439
	Additional metres of mains cable	m	£21	£30	£21	£30	£21	£31
	Lay 10m cable or less in typical* footpath or carriageway, including excavation and reinstate to	#	£2,486	£6,611	£2,665	£7,066	£2,844	£7,521

	match the existing surface							
	Additional metres of mains cable	m	£73	£142	£77	£150	£81	£158
	Lay 10m cable or less in unmade ground, including excavation and reinstate to match the existing surface	#	£1,375	£3,683	£1,481	£3,948	£1,588	£4,213
	Additional metres of mains cable	m	£37	£72	£39	£75	£40	£78
Extension of HV mains cable	Lay 20m cable or less in prepared trench or pulling through duct installed by others. All backfill and reinstatement by others including jointing onto existing main.	#	£2,908	£9,980	£3,163	£10,828	£3,417	£11,676
	Additional metres of mains cable	m	£17	£58	£17	£60	£17	£61
	Lay 20m cable or less in typical* footpath or carriageway, including excavation and reinstate to match the existing surface	#	£6,076	£18,579	£6,546	£20,012	£7,016	£21,444
	Additional metres of mains cable	m	£73	£124	£77	£130	£81	£136
	Lay 20m cable or less in unmade ground, including excavation and reinstate to match the existing surface	#	£4,111	£13,630	£4,453	£14,741	£4,796	£15,852
	Additional metres of mains cable	m	£34	£74	£36	£76	£37	£79
Extension of 33kV mains cable	Lay 30m cable or less in prepared trench or pulling through duct installed by others. All backfill and reinstatement by others including jointing onto existing main.	#	£4,935	£19,179	£5,386	£20,516	£5,837	£21,853
	Additional metres of mains cable	m	£59	£240	£60	£243	£62	£245
	Lay 30m cable or less in typical* footpath or carriageway, including excavation and reinstate to match the existing surface	#	£10,168	£26,314	£10,910	£28,155	£11,651	£29,995
	Additional metres of mains cable	m	£124	£325	£130	£333	£136	£341
	Lay 30m cable or less in unmade ground, including excavation and reinstate to match the existing surface	#	£7,017	£20,870	£7,562	£22,356	£8,108	£23,842
	Additional metres of mains cable	m	£73	£259	£76	£263	£79	£267
Extension of 66kV	Lay 30m cable or less in prepared trench or pulling through duct installed by others. All backfill and	#	N/A	N/A	N/A	N/A	N/A	N/A

mains cable	reinstatement by others including jointing onto existing main.							
	Additional metres of mains cable	m	N/A	N/A	N/A	N/A	N/A	N/A
	Lay 30m cable or less in typical* footpath or carriageway, including excavation and reinstate to match the existing surface	#	N/A	N/A	N/A	N/A	N/A	N/A
	Additional metres of mains cable	m	N/A	N/A	N/A	N/A	N/A	N/A
	Lay 30m cable or less in unmade ground, including excavation and reinstate to match the existing surface	#	N/A	N/A	N/A	N/A	N/A	N/A
	Additional metres of mains cable	m	N/A	N/A	N/A	N/A	N/A	N/A
Extension of 132kV mains cable	Lay 40m cable or less in prepared trench or pulling through duct installed by others. All backfill and reinstatement by others including jointing onto existing main.	#	POA	POA	POA	POA	POA	POA
	Additional metres of mains cable	m	POA	POA	POA	POA	POA	POA
	Lay 40m cable or less in typical* footpath or carriageway, including excavation and reinstate to match the existing surface	#	POA	POA	POA	POA	POA	POA
	Additional metres of mains cable	m	POA	POA	POA	POA	POA	POA
	Lay 40m cable or less in unmade ground, including excavation and reinstate to match the existing surface	#	POA	POA	POA	POA	POA	POA
	Additional metres of mains cable	m	POA	POA	POA	POA	POA	POA

\*Note 1: These charges exclude special reinstatement requirements for example cobbles, granite setts, large flag stones etc

Note 2: Details of Post Code Areas are contained in 7.58.

## F6 Overhead Lines

- 7.40 Our charges associated with overhead lines are set out in the table below:-
- 7.41 Charges below cover both the Contestable and Non-Contestable Work, however these will be identified separately on your Connection Offer/ POC Offer. Note that your Connection Offer will also include charges for Assessment and Design as outlined in paragraph 7.15 and may include other charges.
- 7.42 The charges in the table below are inclusive of liaison with highway authorities, sending street works notices and signing, lighting and guarding. These charges exclude traffic management costs eg temporary traffic lights, road closures etc and Traffic Management Act costs (not applicable in Scotland). Where these additional charges are relevant, these will be included in your connection charge.
- 7.43 These charges exclude charges for any easement, wayleaves or land transfers that are required and these are detailed in Table I Land Rights.
- 7.44 Where the overhead line charges are associated with the connection there will be an additional charge for the Final Connection to our existing Distribution System and these charges are identified in 7.53.

		Area	Post Code Area 1		Post Code Area 2		Post Code Area 3	
Activity	Description	Unit	Min	Max	Min	Max	Min	Max
Extension of LV overhead lines	Erect a single span LV overhead line including termination pole (typical span length 90m)	#	£3,678	£14,767	£3,883	£15,702	£4,088	£16,638
	Erect additional span LV overhead line (typical span length 90m)	#	£2,282	£9,997	£2,409	£10,612	£2,535	£11,228
Extension of HV overhead lines	Erect a single span HV overhead line including termination pole (typical span length 90m)	#	£7,105	£23,384	£7,664	£25,092	£8,223	£26,801
	Erect additional span HV overhead line (typical span length 90m)	#	£4,097	£11,241	£4,397	£12,066	£4,696	£12,892
Extension of 33kV overhead lines	Erect a single span 33kV overhead line including termination pole (typical span length 90m)	#	£10,828	£22,873	£11,584	£24,580	£12,341	£26,288
	Erect additional span 33kV overhead line (typical span length 90m)	#	£8,758	£11,592	£9,294	£12,435	£9,829	£13,277
Extension of 66kV overhead lines	Erect a single span 66kV overhead line including termination pole (typical span length 90m)	#	N/A	N/A	N/A	N/A	N/A	N/A
	Erect additional span 66kV overhead line (typical span length 90m)	#	N/A	N/A	N/A	N/A	N/A	N/A
Extension of	Erect a single span 132kV overhead line including	#	POA	POA	POA	POA	POA	POA

132kV overhead lines	termination pole (typical span length 90m)							
	Erect additional span 132kV overhead line (typical span length 90m)	#	POA	POA	POA	POA	POA	POA

Note 1: Details of Post Code Areas are contained in 7.58.

## F7 Substations

- 7.45 Our charges associated with substations are set out in the table below:-
- 7.46 Charges below cover both the Contestable and Non-Contestable Work, however these will be identified separately on your Connection Offer/ POC Offer. Note that your Connection Offer will also include charges for Assessment and Design as outlined in paragraph 7.15 and may include other charges.
- 7.47 The charges in the table below are inclusive of liaison with highway authorities, sending street works notices and signing, lighting and guarding. These charges exclude traffic management costs eg temporary traffic lights, road closures etc and Traffic Management Act costs (not applicable in Scotland). Where these additional charges are relevant, these will be included in your connection charge.
- 7.48 These charges exclude charges for any easement, wayleaves or land transfers that are required and these are detailed in Table I Land Rights.

		Area	Post Code Area 1		Post Code Area 2		Post Code Area 3	
Activity	Description	Unit	Min	Max	Min	Max	Min	Max
HV/ LV substation pole or pad mounted transformer	Install pole mounted transformer up to 100kVA including pole & stays	#	£10,024	£26,335	£10,652	£27,775	£11,279	£29,216
	Install pole mounted transformer greater than 100kVA including pole & stays	#	£17,278	£22,478	£18,115	£23,666	£18,951	£24,854
	Install a pad mounted transformer	#	N/A	N/A	N/A	N/A	N/A	N/A
	Transformer change	#	£10,344	£16,968	£10,937	£17,794	£11,530	£18,621
HV/ LV substation ground mounted transformer	Install ground mounted transformer up to and including 315kVA including RMU and LV fuse board or circuit breaker.	#	n/a	n/a	n/a	n/a	n/a	n/a
	Install ground mounted transformer greater than 315kVA and up to and including 500kVA including RMU and LV fuse board/ cabinet or circuit breaker.	#	£53,372	£113,467	£53,857	£116,770	£54,342	£120,072

	Install ground mounted transformer greater than 500kVA and up to and including 800kVA including RMU and LV fuse board/ cabinet or circuit breaker.	#	N/A	N/A	N/A	N/A	N/A	N/A
	Install ground mounted transformer greater than 800kVA and up to 1000kVA including RMU and LV fuse board/ cabinet or circuit breaker.	#	£59,029	£146,702	£59,509	£150,909	£59,990	£155,117
	Install ground mounted transformer greater than 1000kVA including RMU and LV fuse board/ cabinet or circuit breaker.	#	N/A	N/A	N/A	N/A	N/A	N/A
	Transformer change	#	£21,762	£59,581	£22,064	£60,459	£22,367	£61,337
HV only substation (customer owned HV/LV transformer)	Install an internal HV switchgear (e.g. RMU) and metered circuit breaker.	#	£15,793	£20,577	£16,108	£21,193	£16,422	£21,809
	Install an external HV switchgear (e.g. RMU) and metered circuit breaker.	#	£24,263	£29,047	£24,587	£29,672	£24,911	£30,297
EHV/ HV primary substation	New indoor single transformer substation	#	POA	POA	POA	POA	POA	POA
	New indoor double transformer substation	#	POA	POA	POA	POA	POA	POA
	New outdoor single transformer substation	#	POA	POA	POA	POA	POA	POA
	New outdoor double transformer substation	#	POA	POA	POA	POA	POA	POA
	Add an additional transformer at existing indoor substation	#	POA	POA	POA	POA	POA	POA
	Add an additional transformer at existing outdoor substation	#	POA	POA	POA	POA	POA	POA
	Change transformer	#	POA	POA	POA	POA	POA	POA
	Change HV switchgear	#	POA	POA	POA	POA	POA	POA
132kV/ EHV substation	New indoor single transformer substation	#	POA	POA	POA	POA	POA	POA
	New indoor double transformer substation	#	POA	POA	POA	POA	POA	POA
	New outdoor single transformer substation	#	POA	POA	POA	POA	POA	POA
	New outdoor double transformer substation	#	POA	POA	POA	POA	POA	POA
	Add an additional transformer at existing indoor substation	#	POA	POA	POA	POA	POA	POA

	Add an additional transformer at existing outdoor substation	#	POA	POA	POA	POA	POA	POA
	Change transformer	#	POA	POA	POA	POA	POA	POA
	Change HV switchgear	#	POA	POA	POA	POA	POA	POA

Note 1: Details of Post Code Areas are contained in 7.58.

## **G CIC Final Works and Phased Energisation**

7.49 The charges set out in the table below set out the final connections to our network.

7.50 Charges below cover Non-Contestable Work or where we are asked to under-take live jointing on Contestable Assets, and will be identified separately on your Connection Offer. Note that your Connection Offer will also include charges for Assessment and Design as out lined in paragraph 7.15 and may include other charges.

7.51 These charges exclude charges for any easement, wayleaves or land transfers that are required and these are detailed in Table I Land Rights.

7.52 The charges below are exclusive of all cable laying or substation installation costs and all joint hole excavation and reinstatement. These will have been covered by separate charges or have been carried out by your ICP.

		Area	Post Code Area 1		Post Code Area 2		Post Code Area 3	
Activity	Description	Unit	Min	Max	Min	Max	Min	Max
Service Connections	Low voltage service joint to all sizes of low voltage main inclusive of service polarity and earth loop impedance test at the service position	#	£406	£534	£451	£592	£496	£650
LV Mains Energisation	Low voltage mains Energisation of all sizes by a mains joint to an existing cable of any size	#	£410	£582	£455	£640	£500	£699
	Low voltage bottle end to mains cable, any size	#	£168	£642	£185	£713	£203	£783
	Low voltage mains Energisation of all sizes by terminating to an existing piece of low voltage switchgear, including all associated operating costs	#	£2,016	£2,742	£2,227	£3,009	£2,439	£3,276
	Low voltage mains Energisation of all sizes by connection to an overhead line	#	£695	£1,449	£745	£1,550	£796	£1,651

HV Mains Energisation	High voltage cable Energisation of all sizes by a joint to an existing cable of any size including all associated operational costs	#	£2,084	£4,654	£2,305	£5,113	£2,527	£5,572
	High voltage cable Energisation of all sizes by connection to an existing overhead line including all associated operational costs	#	£3,780	£4,489	£4,065	£4,916	£4,351	£5,343
	High voltage cable Energisation of all sizes by termination to an existing piece of switchgear including all associated operational costs	#	£2,598	£4,124	£2,820	£4,567	£3,042	£5,010
Operational Work	LV operational work including for identification of cables requiring LV operations only	#	POA	POA	POA	POA	POA	POA
	LV commissioning work including switching to commission LV assets installed by ICPs	#	POA	POA	POA	POA	POA	POA
	HV operational work including for identification of cables requiring HV operations	#	POA	POA	POA	POA	POA	POA
	HV commissioning work including all operational work required to isolate network and commission HV assets installed and jointed by ICPs	#	POA	POA	POA	POA	POA	POA

Note 1: Details of Post Code Areas are contained in 7.59.

## H CIC Inspection and Monitoring of the Contestable Works

7.53 Our charges associated with site visits to Inspect and Monitor the construction of the Extension Asset by ICPs are set out in the Table below. The frequency of inspection is set out in Section 6.

Category	Unit	Charge
LV Network	per site visit	£75 per hour
HV Network	per site visit	£75 per hour
EHV Network	per site visit	POA
132kV Network	per site visit	POA
HV/ LV Substation	per site visit	POA
EHV/ HV Substation	per site visit	POA
HV/ LV Civils	per site visit	£75 per hour
EHV/ HV Civils	per site visit	£75 per hour

## I Land Rights

- 7.54 Our charges associated with Land Rights are set out in the Table below. These charges excluded the cost of any compensation payable to third parties
- 7.55 Where your ICP chooses to negotiate Land Rights on our behalf the charges shown below will be reduced to cover our cost to process the documentation for forwarding to our solicitors.

Category	Charge	
	Min	Max
Residential development substation site from developer (including easements from developer)	£1700	POA
Commercial/industrial development substation site from developer (including easements from developer)	£1700	POA
Residential/commercial/industrial development substation site from third party owner(s) (including easements from same third party owner(s))	£1900	POA
Wayleave(s)/easement(s) only on a residential site from Developer	£1700	POA
Wayleave(s)/easement(s) only on a commercial/Industrial site from Developer	£1700	POA
Wayleave(s)/easement(s) from third party owner(s)	£1900	POA
Acquisition of Consents specifically associated with overhead lines e.g. Section 37 of the Electricity Act approval to erect overhead lines etc	£300 plus Application Fee	-

Survey associated with overhead lines e.g. determination of pole positions, tree clearance etc.	£600 per km	-
Route marking prior to construction e.g. pegging of overhead line route and pole positions etc.	£600 per km	-
Acquisition of specific Environmental Consents e.g. Conservation Area, Listed Buildings etc.	POA	POA
Negotiations with individuals or organisations concerning nationally recommended compensation payments e.g. crop loss or land damage. This excludes any third party commercial compensation payment charges which will have to be negotiated separately by the Customer or their Agent.	POA	POA
Traffic Management Act Costs (not applicable in Scotland)	-	-

## J Other

7.56 Our miscellaneous charges associated with the provision of the connection are set out in the Table below.

Category	Charge
Negotiation of special terms	POA
Meetings not covered by other charges	POA
Abortive Visit	£250
Planning approval	POA
Traffic management costs eg temporary traffic lights, road closures, etc	POA

7.57 The Operation and Maintenance Percentage referred to in 5.12 is given in Section 6.

7.58 The Charges included within Section F are dependent upon the Post Code Area within which the premise is located. The post codes within each area are as follows:

Post Code Area	Post Codes – SP Distribution (South & Central Scotland)	Post Codes – SP Manweb (Merseyside, Cheshire & North Wales)
1	EH25, PA13, PA15, PA14, EH27, EH47, EH53, KY12, EH54, EH55, PA9, PA11, PA8, PA7, EH38, EH52, PA10, PA6, G63, ML8, PA2, PA5, EH28, KY11, KA25, EH48, PA1, PA3, PA4, ML7, DG16, TD5, EH42, DG10, KY15, KY4, KA15, EH39, KA23, TD11, TD12,	LL22, LL54, LL18, LL19, LL57, CH1, CH2, CW2, L18, L19, L21, L22, L23, L24, L25, L26, L27, L28, L30, L31, L32, L33, L34, L35, L36, LL16, LL41, LL42, LL53, SY15, SY16, SY17, SY18, WA4, WA6, SK9, SK11, CH47, CH48, CH6, CH8, LL11,

	ML11, TD13, FK12, EH31, EH40, FK10, EH44, KY3, G78, EH49, EH51, TD9, EH36, FK11, G65, DG11, KA22, KA24, KA26, KA7, EH26, EH43, TD8, KY14, KY5, KA13, KA18, KA21, KA8, G74, G75, G66, ML10, DG12, DG3, TD2, G67, KA20, EH34, FK13, FK9, G77, G72, EH14, EH41, KA10, KA6, KA9, G76, EH12, EH13, EH24, G68, G81, FK3, FK8, KA11, DG9, EH23, EH35, ML2, ML6, ML9, KY1, KY2, KY8, G45, EH20, EH37, FK2, FK7, G15, ML5, TD4, KA12, KA17, G62, G69, EH19, EH32, FK5, ML1, KA5, G34, G60, G61, G64, EH18, TD14, FK1, ML3, TD6, KA16, G32, G44, G46, ML4, TD7, G52, EH10, EH11, EH22, EH33, G71, G23, G53, G73, EH4, G13, G21, G33, G42, G43, EH5, EH9, KY6, KA4, G14, EH16, EH17, G11, G12, G22, G31, G40, EH3, FK6, G2, G41, EH2, EH21, G20, G3, G5, G51, EH1, EH6, EH7, TD1, G1, TD15, FK4, KA2, G4, DG1, KY7, KA1, KA3, DG2, EH15, EH8	LL17, LL43, LL44, LL58, LL61, LL62, CH44, CH45, CH46, CH49, CH5, CH60, CH61, CH62, CH7, CW1, CW8, CW9, L1, L10, L11, L16, L17, L2, L20, L3, L8, L9, LL13, LL45, LL59, LL64, LL65, LL66, LL67, LL68, LL69, LL70, LL72, LL73, LL74, LL75, LL76, LL77, LL78, SY24, WA16, CH41, CH42, CH43, CH63, CH64, CH65, CH66, CW12, CW4, CW7, L12, L14, L15, L4, L5, L6, L7, LL12, LL26, LL27, LL28, LL29, LL34, LL46, LL63, SY23, CW10, CW11, L13, LL14, LL30, LL31, LL32, LL33, LL47, LL48, LL49, LL51, LL52, LL60, LL71, SY11
2	DG4, DG5, DG6, DG7, DG8, PA16, PA17, PA18, PA19, KA19, KA30, G82, G83, FK14, KY9, KY10, KY16, DD6, EH45, EH29, EH30, TD3, TD10, NE71	SY4, SY10, SY12, SY13, SY19, SY22, WA1, WA2, WA3, WA5, WA7, WA8, WA9, WA13, WA14, WA15, CW5, L38, L39
3	G84, DG13, EH46, ML12, DG14	SY7, SY14, SY20, SY21, WA10, WA11, CH3, CH4, CW3, CW6, LL15, LL20, LL21, LL23, LL24, LL25, LL37, LL38, LL39, LL40, LL55, LL56, PR8, PR9, L37

## Section 8 – Glossary of Terms

<b>Act</b>	the Electricity Act 1989 (as amended)
<b>Adoption Agreement</b>	is defined in paragraph 1.15
<b>Affected Parties</b>	is defined in paragraph 2.22
<b>Application Date</b>	is defined in paragraph 2.22
<b>Bilateral Connection Agreement</b>	an agreement between us and another LDNO setting out the terms and conditions under which an embedded network shall be entitled to be and remain connected to the Distribution System
<b>Budget Estimate</b>	Is defined in paragraph 2.8 and 3.13
<b>Business Day</b>	any day other than a Saturday, a Sunday, Christmas Day, Good Friday or a day which is a bank holiday within the meaning of the Banking and Financial Dealings Act 1971 and will be from 9:00am to 5:00pm (GMT or BST as applicable).
<b>Committed Network</b>	is defined in paragraph 2.22.
<b>Competition in Connections (CIC)</b>	is defined in paragraph 1.7.
<b>CIC Charges</b>	are the charges detailed in parts D, E, G, H, I, and J of Section 7.
<b>Connection Agreement</b>	is defined in paragraphs 1.16 to 1.17.
<b>Connection Charge</b>	the payment to be made by the applicant to us for the provision of the connection.
<b>Connection Offer</b>	is defined in paragraph 1.13.
<b>Contestable Work</b>	is defined in paragraphs 6.15 to 6.23.
<b>CUSC</b>	the Connection and Use of System Code which constitutes the contractual framework for connection to, and use of, the GB Transmission System.
<b>Customer</b>	the person requesting the connection.
<b>DCUSA</b>	the Distribution Connection and Use of System Agreement designated as such by the Authority under condition 22 of the Licence
<b>De-energise</b>	to deliberately prevent the flow of electricity to or from an Exit/ Entry Point for any purpose other than a system outage on the our Distribution System (and cognate expressions shall be construed accordingly).
<b>Development Phase</b>	the three year period, unless otherwise agreed with us, commencing on the date of Energisation of an embedded network over which the development is constructed.
<b>Disconnect</b>	means to permanently De-energise an Exit/ Entry Point by the removal of all or part of our equipment (and cognate expressions shall be construed accordingly).
<b>Distributed Generation Connections Guide</b>	The guide produced by us as required by our Licence which provides guidance on the connection process for distributed generation.
<b>Distribution Code</b>	is defined in paragraph 1.18.
<b>Distribution System</b>	the system (as defined in the Licence) consisting (wholly or mainly) of electric lines owned or operated by us and used for the distribution of electricity.
<b>ECCR</b>	the Electricity (Connection Charges) Regulations 2002 (SI 2002/93) as amended from time to time.
<b>EHV</b>	more than 22kV but not more than 72kV
<b>Electric Lines</b>	means any line which is used for carrying electricity to or from an Exit/ Entry Point and includes, unless the context otherwise requires: (a) any support for such line, that is to say, any structure, pole or other thing in, on, by or from which any such line is or may be supported, carried or suspended; (b) any apparatus connected to such line for the purpose of carrying

	electricity; and (c) any wire, cable, tube, pipe or other similar thing (including its casing or coating) which surrounds or supports, or is surrounded or supported by, or is installed in close proximity to, or is supported, carried or suspended in association with, any such line.
<b>Electric Plant</b>	means any plant, equipment, apparatus or appliance used for or for purposes connected with the distribution of electricity (including any metering equipment) other than an Electric Line.
<b>Energise</b>	to deliberately allow the flow of electricity to or from an Exit/ Entry Point where such a flow of electricity has never previously existed (and cognate expressions shall be construed accordingly).
<b>Enhanced Scheme</b>	is defined in paragraph 5.4
<b>Entry/ Exit Point</b>	A point at which electricity, whether metered or unmetered, enter or exit our Distribution System.
<b>Existing Capacity</b>	is defined in paragraph 5.24
<b>Existing Network</b>	is defined in paragraph 2.22
<b>Extension Assets</b>	are assets installed to connect a party or parties to the existing distribution network but which exclude Reinforcement assets.
<b>Fault Level</b>	the maximum prospective current or power that will flow into a short circuit at a point on the network, usually expressed in MVA or kA.
<b>Fault Level Contribution from Connection</b>	is defined in paragraph 5.24
<b>Feasibility Study</b>	Is defined in paragraph 2.9 and 3.14.
<b>GB Transmission System</b>	the system consisting (wholly or mainly) of high voltage electric wires owned or operated by transmission licensees within Great Britain.
<b>Guaranteed Standards of Performance</b>	standards of service backed by a guarantee and set out in the Electricity (Standards or Performance) Regulations 2005 (as amended).
<b>HV</b>	more than 1kV but not more than 22kV
<b>Independent Connections Provider (ICP)</b>	a person with sufficient accreditation to carry out all or part of the Contestable Work.
<b>Interactive Connection Applications</b>	is defined in paragraph 2.22
<b>Interactive Connection Offers</b>	is defined in paragraph 2.22
<b>Interactive Queue</b>	is defined in paragraph 2.22
<b>Interruptions Incentive Scheme</b>	the scheme which provides incentives on us to deliver a good level of performance in respect of customer interruptions and customer minutes lost.
<b>Land Rights</b>	all such rights in, under or over Land as are necessary for the construction, installation, operation, repair, maintenance, renewal or use of the Contestable Work or Non-Contestable Work.
<b>Licensed Distribution Network Operator (LDNO)</b>	the holder of a Licence to distribute electricity.
<b>LV</b>	not more than 1kV
<b>Maximum Capacity</b>	means in relation to any connection the maximum amount of electricity, as agreed with us and expressed in kW or kVA, that can be imported from or exported onto our Distribution System.
<b>Meter Point Administration Number (MPAN)</b>	is a 21 digit reference to uniquely identify Exit/ Entry Point, such as individual domestic residences.
<b>Minimum Scheme</b>	is defined in paragraphs 5.1 to 5.7.

<b>National Electricity Registration Scheme</b>	is defined in paragraph 3.3
<b>New Fault Level Capacity</b>	is defined in paragraph 5.24
<b>New Network Capacity</b>	is defined in paragraph 5.24
<b>NGET</b>	National Grid Electricity Transmission plc
<b>Non-Contestable Work</b>	is defined in paragraphs 6.11, 6.12 and 6.23.
<b>Notice of Interactivity</b>	is defined in paragraph 2.22
<b>POC Offer</b>	is defined in paragraph 1.14
<b>Point of Connection (POC)</b>	is the point (or points) of physical connection to our existing Distribution System.
<b>Premises</b>	means any land, building or structure
<b>Reinforcement</b>	is defined in paragraphs 5.16 to 5.21.
<b>Relevant Section of Network</b>	is defined in paragraph 5.24
<b>Rent-a-Jointer Services</b>	the service relating to hiring of resource from us to facilitate the provision of unmetered connections.
<b>Required Capacity</b>	is defined in paragraph 5.24
<b>Scheme</b>	our network design to provide the connection.
<b>Service Line</b>	is defined in paragraph 7.6
<b>Single LV Service Demand Connection</b>	is defined in paragraph 7.6
<b>Small Project Demand Connection</b>	is defined in paragraph 7.6
<b>Speculative Developments</b>	is defined in paragraph 5.39
<b>SSEG</b>	is defined in paragraph
<b>Supplier</b>	a person who holds a Supply Licence.
<b>Supply Licence</b>	a licence granted under section 6(1)(d) of the Act.
<b>Supply Number</b>	a unique identifier of those Entry/ Exit Points on the Distribution System which are used for the purposes of either taking a supply of electricity or for the connection of a distributed generator, and which forms the basis of the metering point record on the Company's registration system.
<b>Temporary Connections</b>	is defined in paragraph 5.19
<b>Validity Period</b>	The period for which a connection Offer or POC Offer is open for acceptance.
<b>Voltage of Connection</b>	is the voltage at the POC between the existing distribution network and the assets used to provide the connection. For clarity, this is not necessarily the voltage of supply to the Customer
<b>Working Day</b>	Any day other than a Saturday, a Sunday, Christmas Day, Good Friday or a day which is a bank holiday within the meaning of the Banking and Financial Dealings Act 1971.